



CLUB SIDE TOWER

SPARK – HAPPINESS

by OGA

*We dream big. We design to make a difference &
bring happiness. We embrace creativity, innovation,
sustainability & harmony.*

*Ora stands in a strong position holding the legacy which
has been earned through credibility, a diversified portfolio,
and offering the invaluable culture of happiness.*

NAGUIB SAWIRIS | **CHAIRMAN & CEO**





About *Zed East* by Ora

ZED East has mastered the creation of luxury living through greenery spaces as far as the eyes can see, spacious homes, and a club that caters aspiring professionals as well as casual users. As it situates itself in the strategic location, it has become the uplifting aura between New Cairo and the New Capital. Living in ZED East is the epitome of having the lifestyle you want and deserve.



Redefining *luxury* living

Step into the first of its kind in East Cairo, redefining high-end residential and trendsetting architectural with elevated designs have become a standard at ZED East, and Club Side Tower is no exception to that. Two sleek towers dominate the skyline rising from a podium that supports them, each home featuring a grand terrace with views of abundant landscapes and the club.

These exclusive units offer a unique perspective and delivering a constantly refreshing atmosphere, making it more than just a home, it's an inspiration. Convenient living here is made easier with the access to all the amenities, including an underground basement for parking, and become a part of an uplifting community.







Where the *spark* starts

LOCATION

ZED East is where the spark begins! Offering a striking perspective of nature's full splendor. Strategically located conveniently between New Cairo and the New Capital, where the new vibrant lifestyle is emerging.






- All landscaping elements and interior/exterior furniture are shown for illustrative purposes only and are not legally binding. They are also subject for modification based on construction requirements and authorities regulations.
- Architectural plans and perspectives might be modified according to the final design and authorities regulations.
- Internal dimensions are linked to the structural elements and include plaster and wall finishes thickness.
- Sold units do not include any of the shown interior/ exterior furniture, pools, trees or greenery.



Amenities





Unparalleled *access*

RELISH A MEAL

Offering a variety of exquisite dining experiences that redefine luxury.

ALL YOUR NEEDS

A house truly becomes a home when it's had a homecooked meal prepared in it, which is why all your grocery needs as minutes away, to help the residence grab what they need in no time.

EXTRA SERVICES

Experience the finest services for all your home and outdoor needs.

PHARMACY

The finest of doctors await in the clinic to ensure the wellbeing of the residence while also having a pharmacy keeps that intact with all the needed medical supplies and medications prepared 24/7.

GYM / FITNESS AREA

The fitness area is more than just a place to stay in shape, it's a space for the community, a place to celebrate life and endues with dopamine.

EXTRA SERVICES

Sometimes all what one needs to get the job done is a quiet place, with a good internet connection, cup of coffee, and a tranquil setting. The co-working space offers several spaces as well as meeting rooms to seal the deal, stay productive, and have the perfect work-life balance.



PODIUM LANDSCAPE AREA

The most beautiful two colors the eyes see in nature is green and blue, hence the vast greenery and the swimming pool provided to give easy access to a quick dip, a high intensity workout, or a simple BBQ with the neighbors and relaxing sunbath.



SPARK — HAPPINESS



A design of *its own*

Combining our comprehensive knowledge and expertise in high-end developments has given us the advantage to carefully enable each home to be fully cohesive and strategically designed to have an unmatched beautiful scenery to wake up each day filled with a new drive for life.



CLUB SIDE TOWER



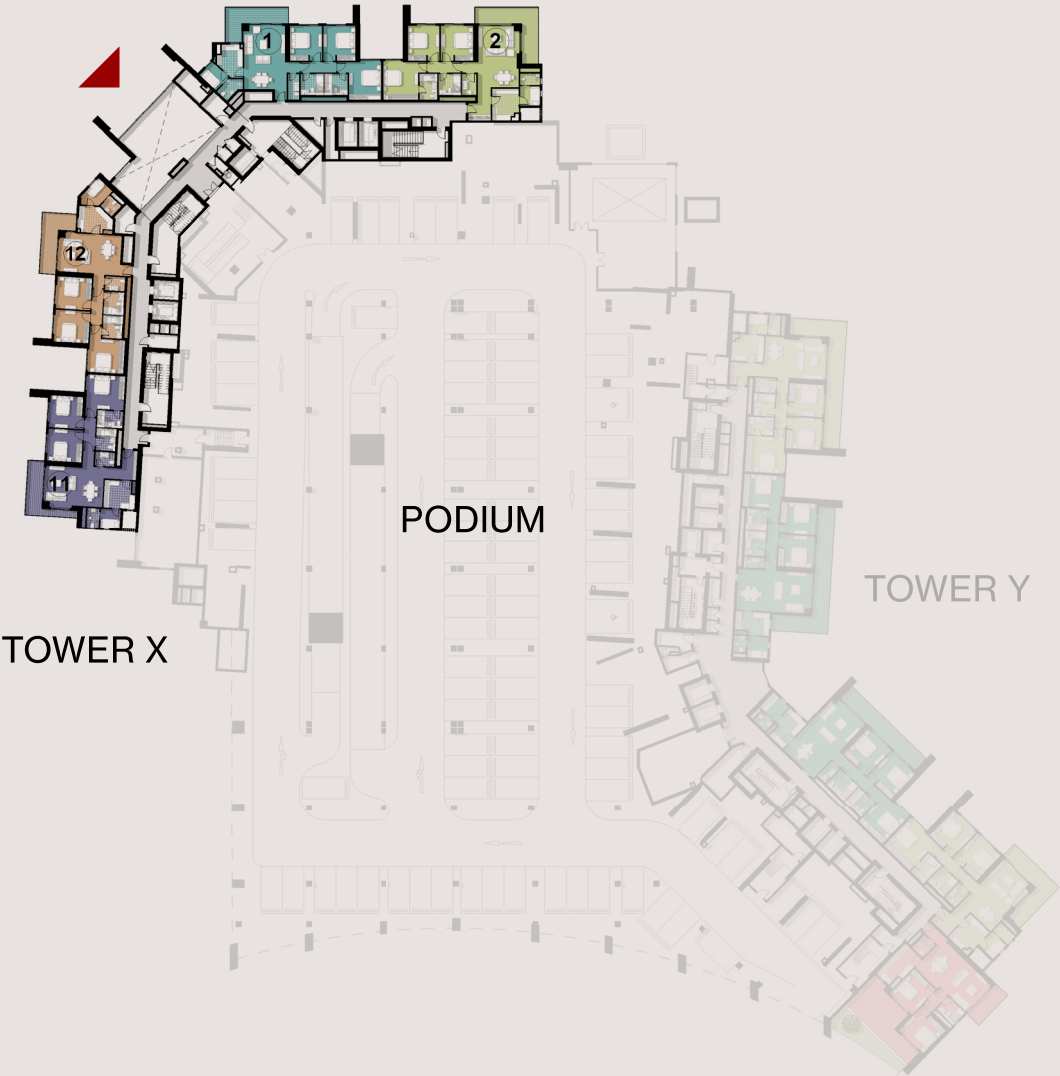
SPARK — HAPPINESS

Tower X



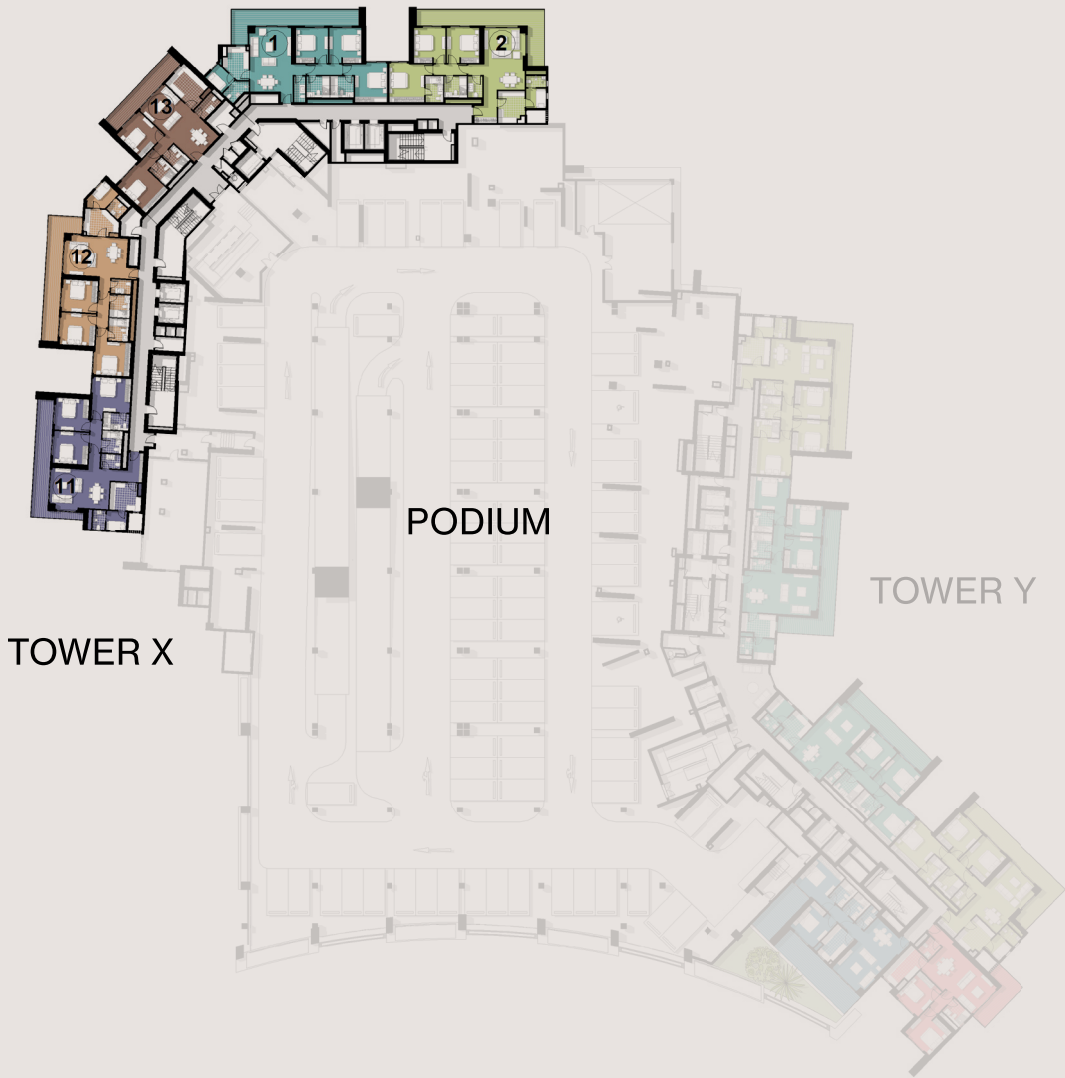
TOWER X
LEVEL 1

TOWER X ENTRANCE
AT GROUND LEVEL



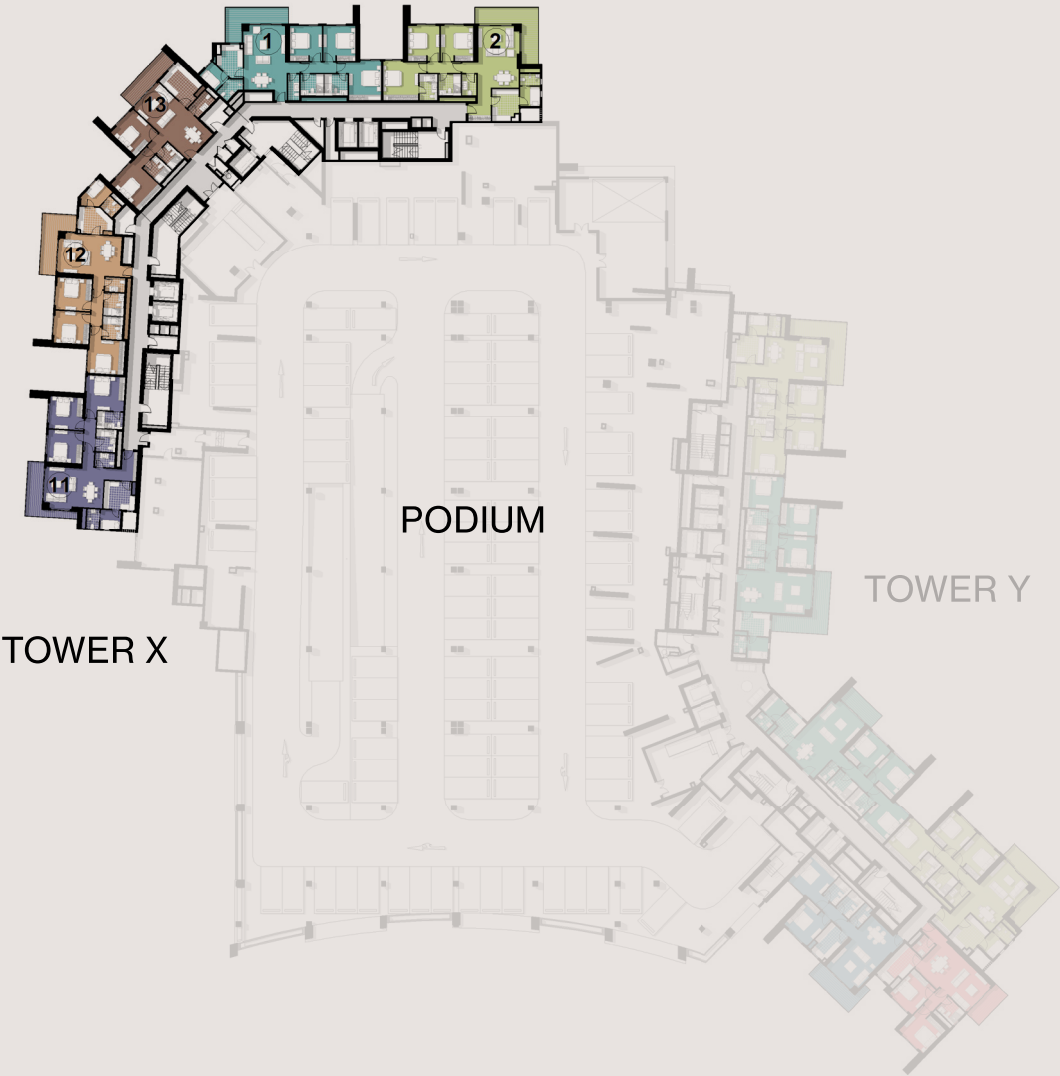
- 3 BED A1
- 3 BED B1
- 3 BED C1
- 3 BED D1

TOWER X
LEVEL 2



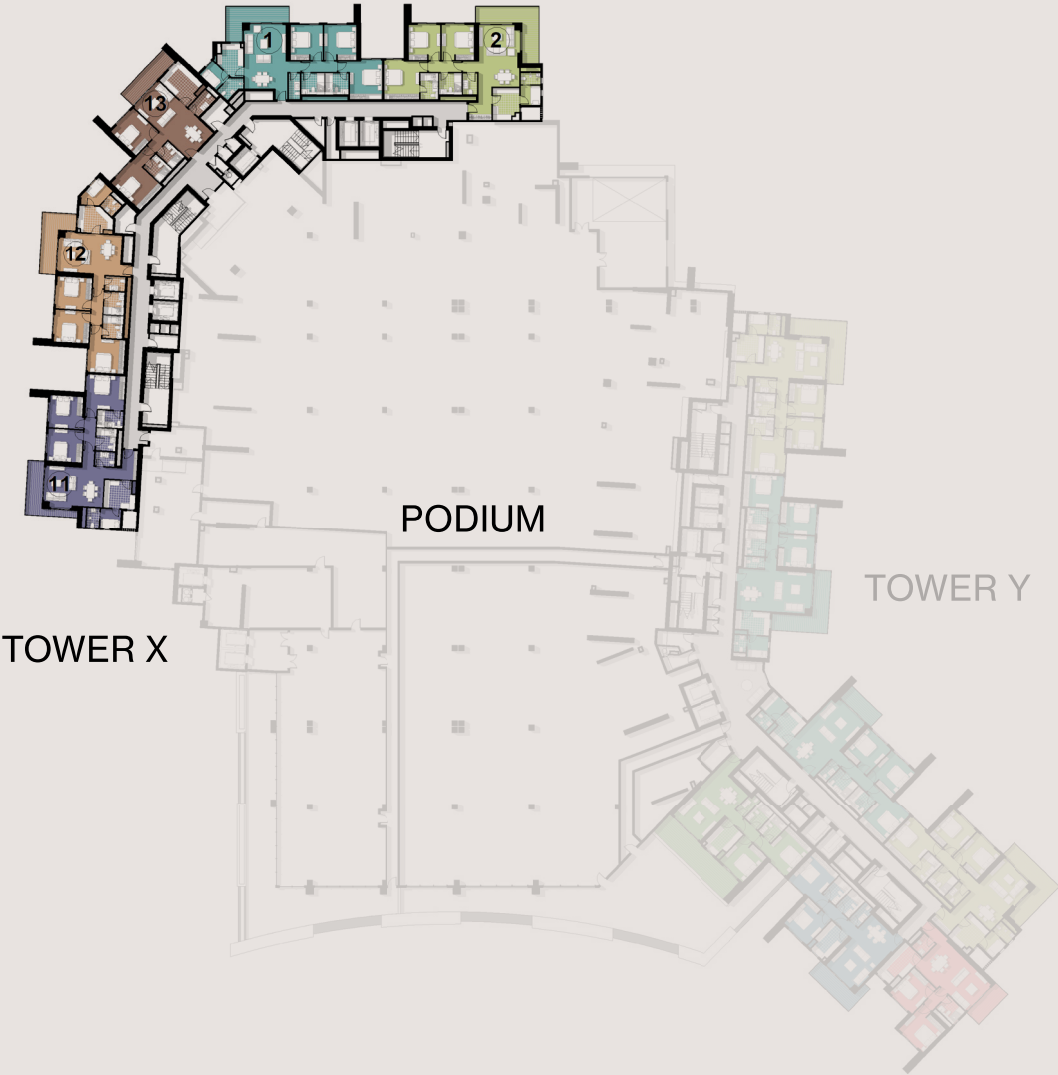
- 3 BED A2
- 3 BED B2
- 3 BED C2
- 2 BED B1
- 3 BED D2

TOWER X
LEVEL 3



- 3 BED A1
- 3 BED B1
- 3 BED C1
- 2 BED B2
- 3 BED D1

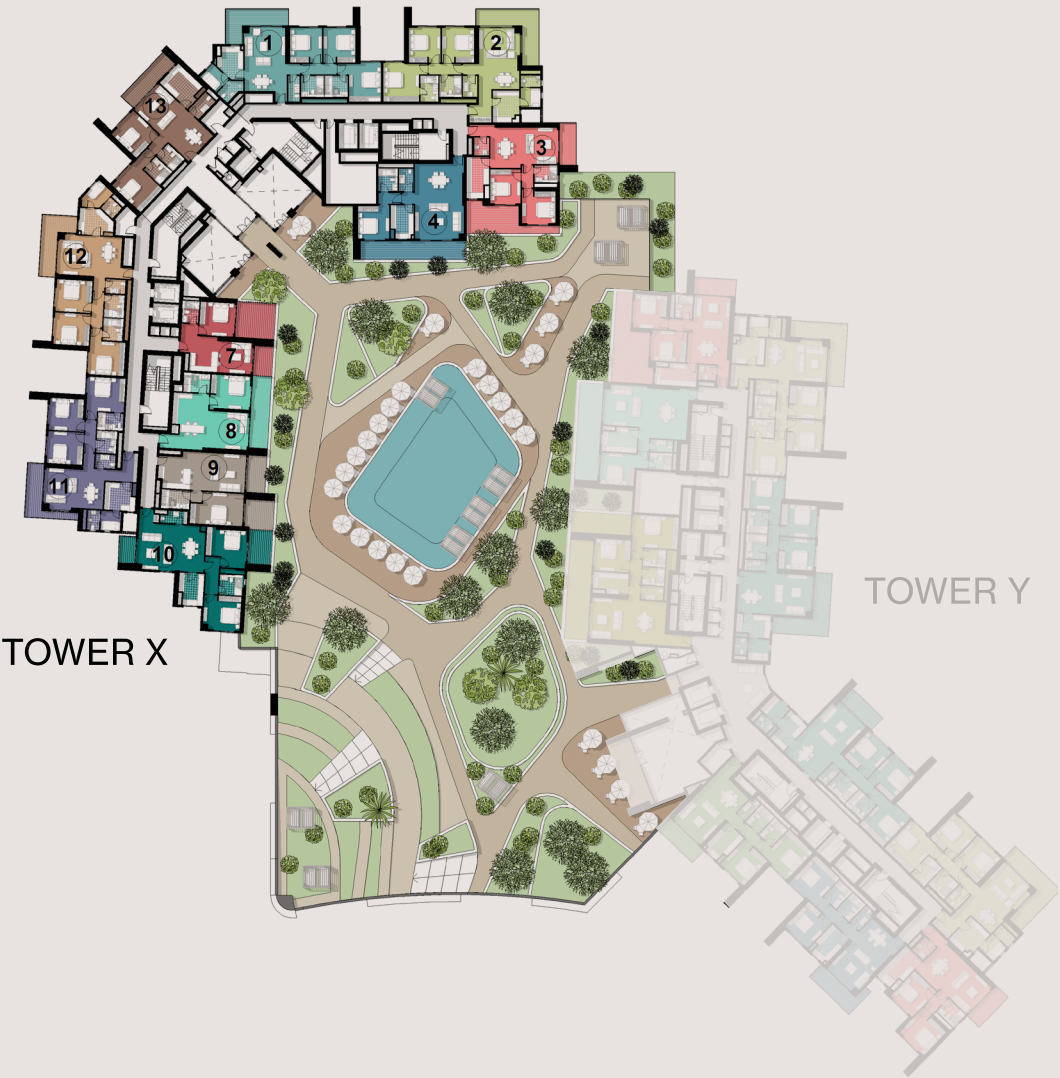
TOWER X
LEVEL 4



- 3 BED A1
- 3 BED B1
- 3 BED C1
- 3 BED D1

2 BED B2

TOWER X
LEVEL 5

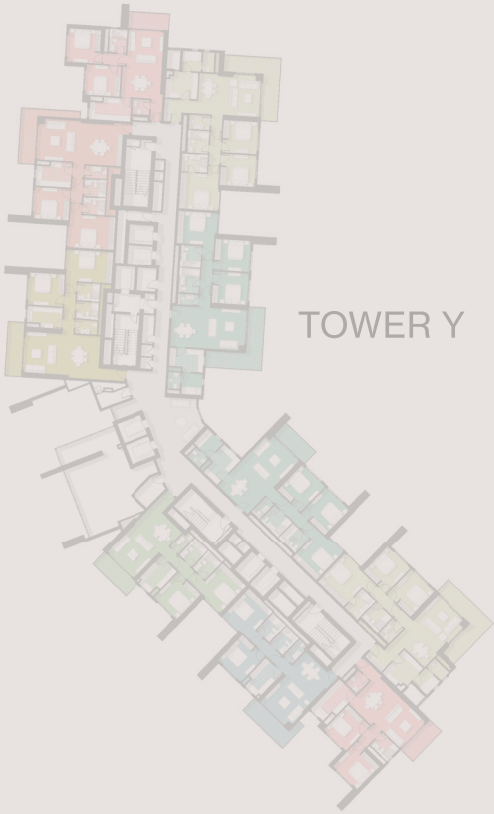


- | | |
|----------|----------|
| 1 BED A1 | 3 BED A1 |
| 1 BED B1 | 2 BED A1 |
| 1 BED C1 | 2 BED B2 |
| 1 BED D1 | 2 BED D1 |
| | 3 BED B1 |
| | 3 BED C1 |
| | 3 BED D1 |

TOWER X
LEVEL 6



TOWER X



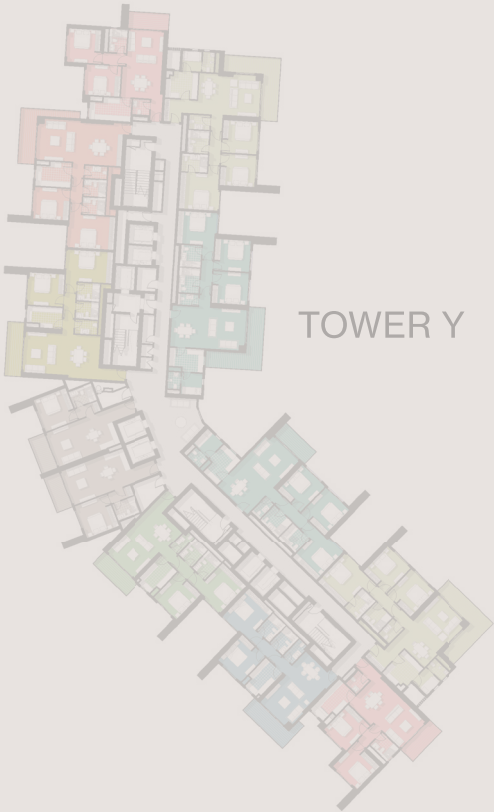
TOWER Y

- | | | |
|----------|----------|----------|
| 1 BED A2 | 2 BED A2 | 3 BED A1 |
| 1 BED B2 | 2 BED B2 | 3 BED B1 |
| 1 BED C2 | 2 BED C1 | 3 BED C1 |
| | 2 BED D2 | 3 BED D1 |

TOWER X
LEVEL 7



TOWER X



TOWER Y

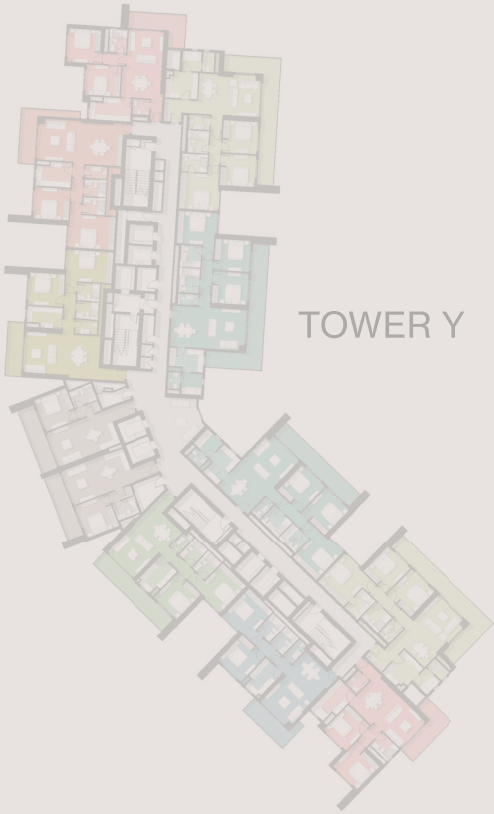
- | | | |
|----------|----------|----------|
| 1 BED A2 | 2 BED A2 | 3 BED A1 |
| 1 BED B2 | 2 BED B2 | 3 BED B1 |
| 1 BED C2 | 2 BED C1 | 3 BED C1 |
| 1 BED E1 | 2 BED D2 | 3 BED D1 |
| 1 BED F1 | | |

TOWER X

LEVEL 8



TOWER X



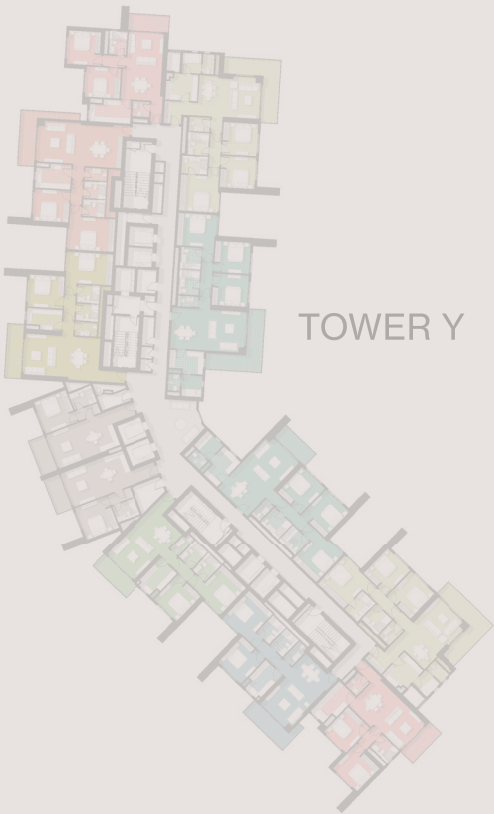
TOWER Y

- | | | |
|----------|----------|----------|
| 1 BED A2 | 2 BED A3 | 3 BED A2 |
| 1 BED B2 | 2 BED B1 | 3 BED B2 |
| 1 BED C2 | 2 BED C2 | 3 BED C2 |
| 1 BED E1 | 2 BED D2 | 3 BED D2 |
| 1 BED F1 | | |

TOWER X
LEVEL 9



TOWER X



TOWER Y

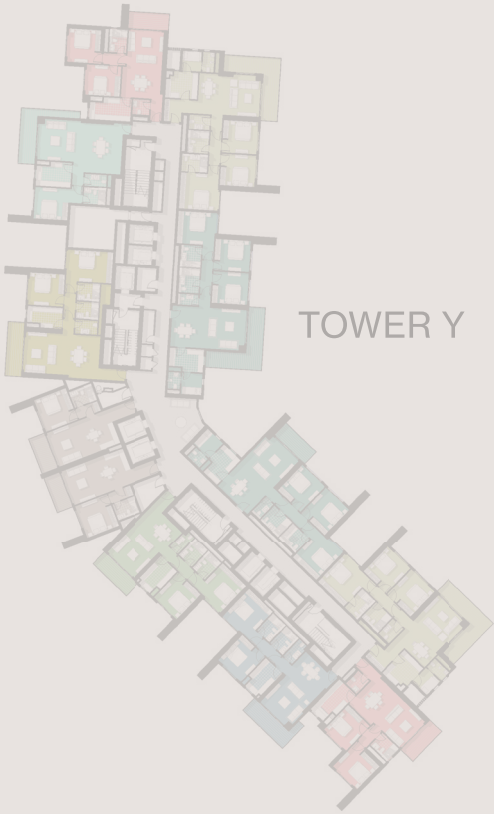
- | | | |
|----------|----------|----------|
| 1 BED A2 | 2 BED A2 | 3 BED A1 |
| 1 BED B2 | 2 BED B2 | 3 BED B1 |
| 1 BED C2 | 2 BED C1 | 3 BED C1 |
| 1 BED E1 | 2 BED D2 | 3 BED D1 |
| 1 BED F1 | | |

TOWER X

LEVEL 10



TOWER X



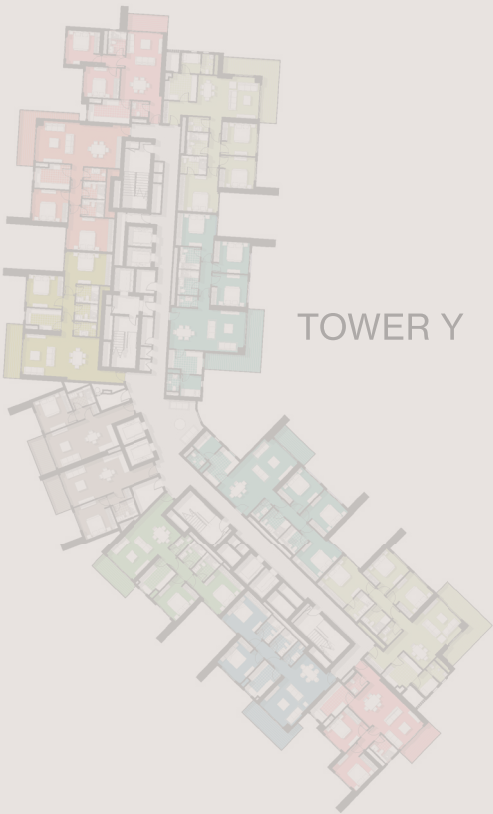
TOWER Y

- | | | |
|----------|----------|----------|
| 1 BED A2 | | 3 BED A1 |
| 1 BED B2 | | 3 BED B1 |
| 1 BED C2 | 2 BED A2 | 3 BED C1 |
| 1 BED D2 | 2 BED B2 | 3 BED D1 |
| 1 BED E1 | 2 BED D2 | |
| 1 BED F1 | | |

TOWER X
LEVEL 11



TOWER X



TOWER Y

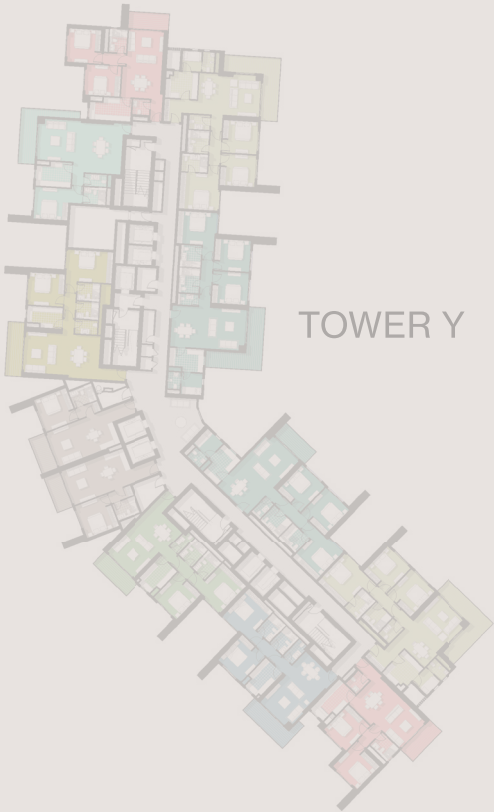
- | | | |
|----------|----------|----------|
| 1 BED A2 | 2 BED A2 | 3 BED A1 |
| 1 BED B2 | 2 BED B2 | 3 BED B1 |
| 1 BED C2 | 2 BED C1 | 3 BED C1 |
| 1 BED E1 | 2 BED D2 | 3 BED D1 |
| 1 BED F1 | | |

TOWER X

LEVEL 12



TOWER X



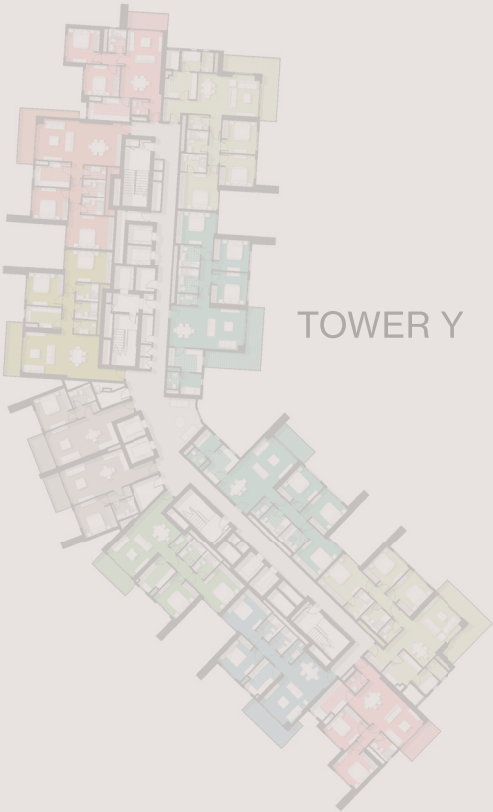
TOWER Y

- | | | |
|----------|----------|----------|
| 1 BED A2 | | 3 BED A1 |
| 1 BED B2 | | 3 BED B1 |
| 1 BED C2 | 2 BED A2 | 3 BED C1 |
| 1 BED D2 | 2 BED B2 | 3 BED D1 |
| 1 BED E1 | 2 BED D2 | |
| 1 BED F1 | | |

TOWER X
LEVEL 13



TOWER X



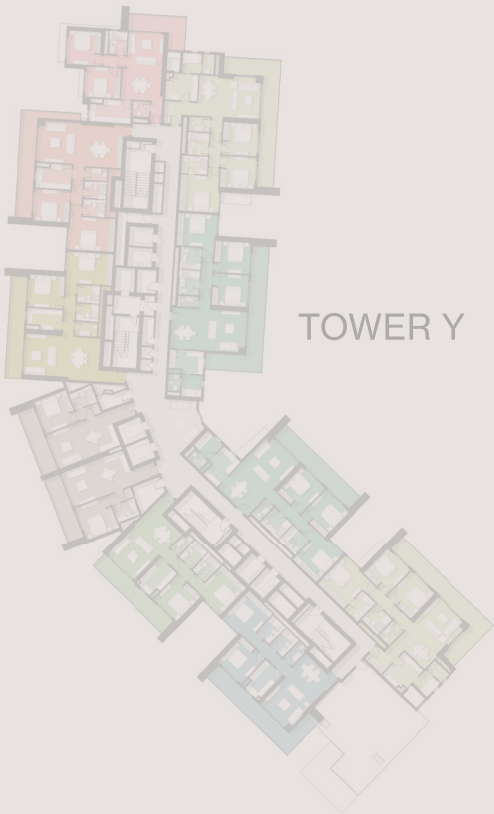
TOWER Y

- | | | |
|----------|----------|----------|
| 1 BED B2 | 2 BED A2 | 3 BED A1 |
| 1 BED E1 | 2 BED B2 | 3 BED B1 |
| 1 BED F1 | 2 BED C1 | 3 BED C1 |
| | | 3 BED D1 |
| | | 3 BED E1 |

TOWER X
LEVEL 14



TOWER X



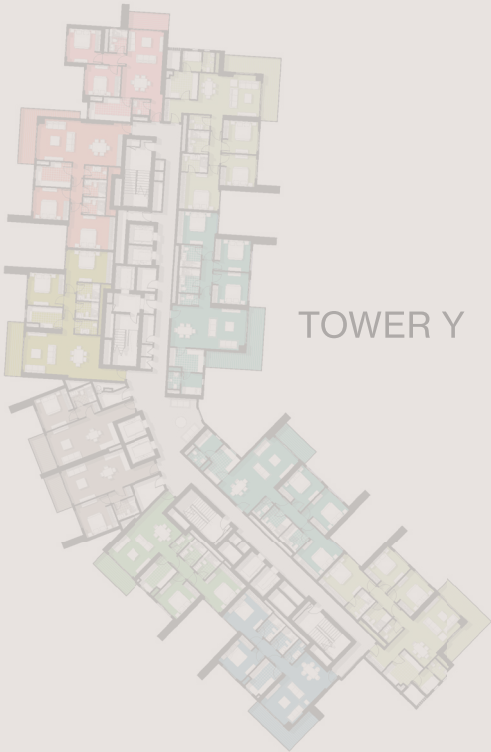
TOWER Y

- | | | |
|----------|----------|----------|
| 1 BED B2 | 2 BED A3 | 3 BED A2 |
| 1 BED C2 | 2 BED B1 | 3 BED B2 |
| 1 BED E1 | 2 BED C2 | 3 BED C2 |
| 1 BED F1 | | 3 BED D2 |
| | | 3 BED E2 |

TOWER X
LEVEL 15



TOWER X



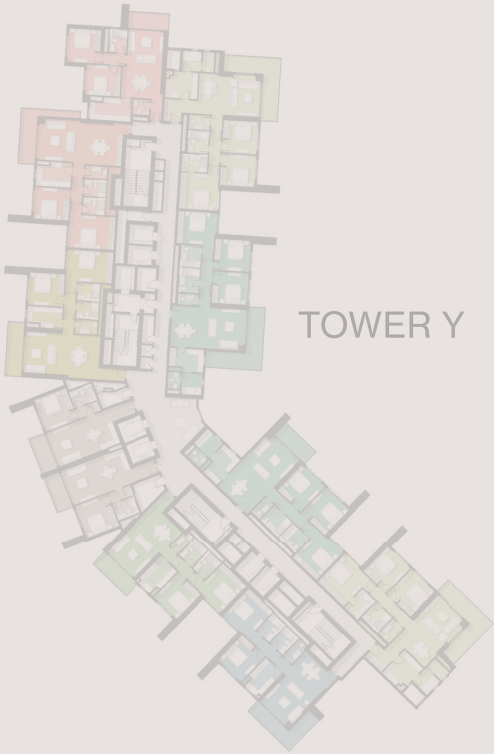
TOWER Y

- | | | |
|----------|----------|----------|
| 1 BED B2 | 2 BED A2 | 3 BED A1 |
| 1 BED C2 | 2 BED B2 | 3 BED B1 |
| 1 BED E1 | 2 BED C1 | 3 BED C1 |
| 1 BED F1 | | 3 BED D1 |
| | | 3 BED E1 |

TOWER X
LEVEL 16



TOWER X



TOWER Y

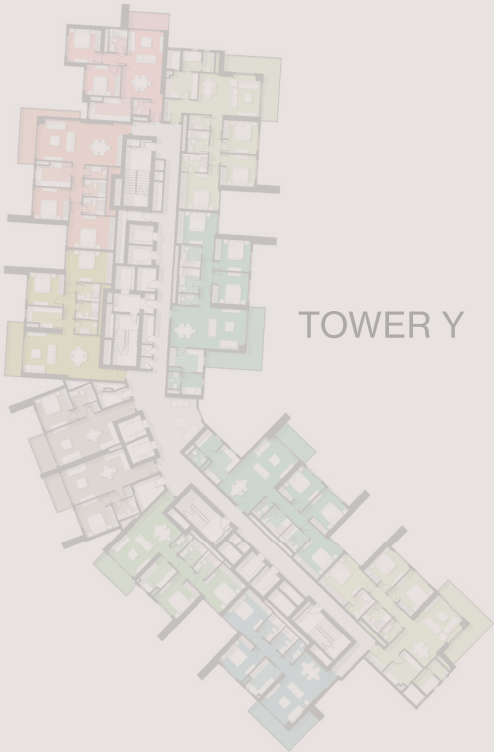
- | | | |
|----------|----------|----------|
| 1 BED B2 | 2 BED A2 | 3 BED A1 |
| 1 BED C2 | 2 BED B2 | 3 BED B1 |
| 1 BED E1 | 2 BED C1 | 3 BED C1 |
| 1 BED F1 | | 3 BED D1 |
| | | 3 BED E1 |

TOWER X

LEVEL 17



TOWER X



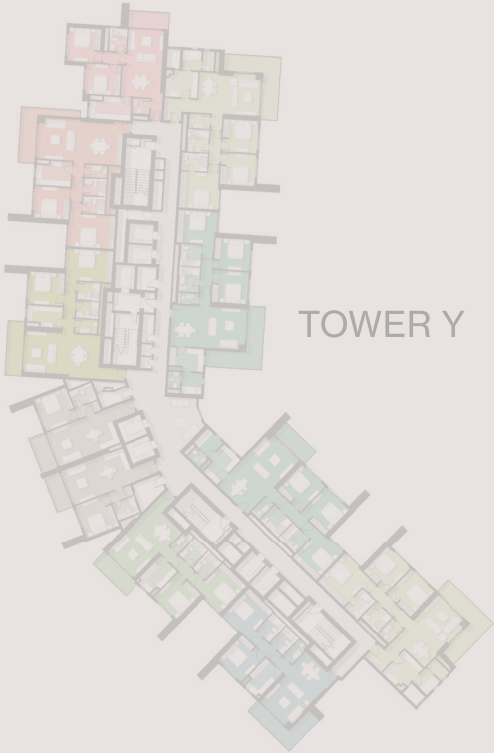
TOWER Y

- | | | |
|----------|----------|----------|
| 1 BED B2 | 2 BED A2 | 3 BED A1 |
| 1 BED C2 | 2 BED B2 | 3 BED B1 |
| 1 BED E1 | 2 BED C1 | 3 BED C1 |
| 1 BED F1 | | 3 BED D1 |
| | | 3 BED E1 |

TOWER X
LEVEL 18



TOWER X



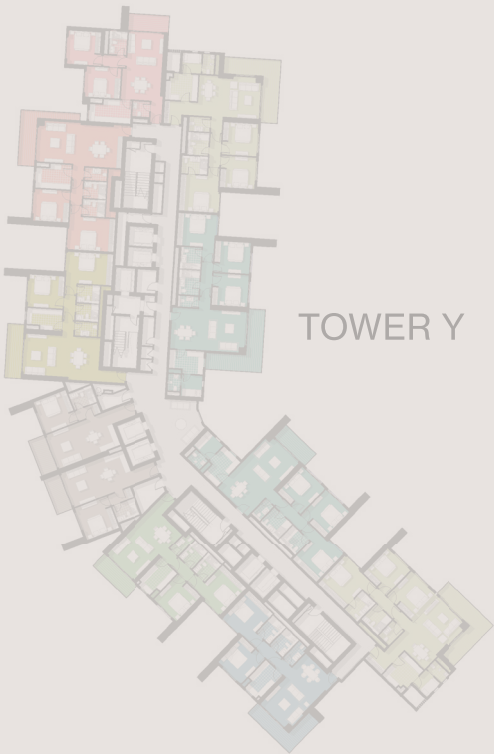
TOWER Y

- | | |
|----------|----------|
| 1 BED B2 | 3 BED A1 |
| 1 BED C2 | 3 BED B1 |
| 1 BED E1 | 2 BED B2 |
| 1 BED F1 | 3 BED C1 |
| 2 BED C1 | 3 BED D1 |
| 2 BED A2 | |

TOWER X
LEVEL 19



TOWER X



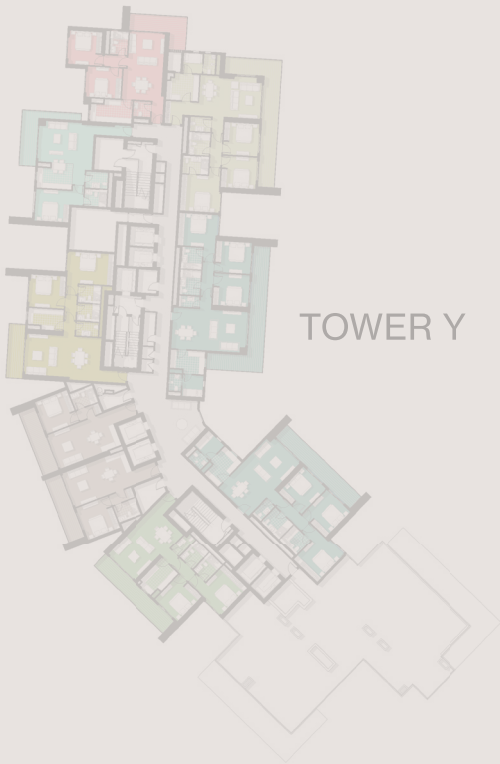
TOWER Y

- | | | |
|----------|----------|----------|
| 1 BED B2 | 2 BED A2 | 3 BED A1 |
| 1 BED C2 | 2 BED B2 | 3 BED B1 |
| 1 BED E1 | 2 BED C1 | 3 BED C1 |
| 1 BED F1 | | 3 BED D1 |

TOWER X
LEVEL 20



TOWER X



TOWER Y

- | | |
|----------|----------|
| 1 BED B2 | 3 BED A2 |
| 1 BED C2 | 3 BED B2 |
| 1 BED E1 | 3 BED C2 |
| 1 BED F1 | 2 BED A3 |
| 1 BED G1 | 2 BED B1 |
| | 3 BED D2 |

TOWER X
LEVEL 21



TOWER X



TOWER Y

- | | |
|----------|----------|
| 1 BED B2 | 3 BED A1 |
| 1 BED C2 | 2 BED A2 |
| 1 BED E1 | 2 BED B2 |
| 1 BED F1 | 2 BED C1 |
| 3 BED B1 | 3 BED C1 |
| 3 BED D1 | |

TOWER X
LEVEL 22



TOWER X



TOWER Y

- 3 BED A1
- 3 BED C1
- 3 BED D1
- 3 BED F1
- 2 BED A2
- 2 BED B2
- 2 BED C1
- 1 BED E1
- 1 BED F1

TOWER X
LEVEL 23



TOWER X



TOWER Y

- 3 BED A1
- 2 BED A2
- 3 BED C1
- 1 BED E1
- 2 BED B2
- 3 BED D1
- 1 BED F1
- 2 BED C1
- 3 BED F2

TOWER X
LEVEL 24



TOWER X



TOWER Y

- 3 BED A1
- 2 BED A2
- 3 BED C1
- 1 BED E1
- 2 BED B2
- 3 BED D1
- 1 BED F1
- 2 BED C1
- 3 BED F2

TOWER X
LEVEL 25



TOWER X



TOWER Y

- | | | |
|----------|----------|----------|
| 1 BED E1 | 2 BED A2 | 3 BED A1 |
| 1 BED F1 | 2 BED B2 | 3 BED C1 |
| | 2 BED C1 | 3 BED D1 |
| | | 3 BED F2 |

TOWER X


LEVEL 26



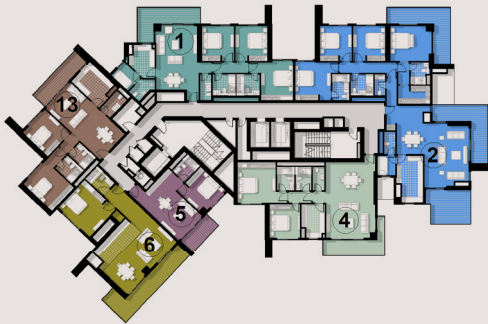
TOWER X



TOWER Y

- | | | |
|--|--|--|
|  1 BED F1 |  2 BED B1 |  3 BED A2 |
|  1 BED H1 |  2 BED C2 |  3 BED D2 |
| |  2 BED A3 | |

TOWER X
LEVEL 27



TOWER X

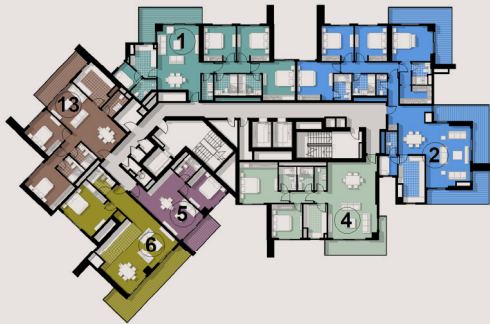


TOWER Y

- | | |
|----------|----------|
| 1 BED F1 | 2 BED B2 |
| 1 BED I1 | 2 BED C1 |
| 3 BED D1 | 4 BED A1 |

TOWER X

LEVEL 28



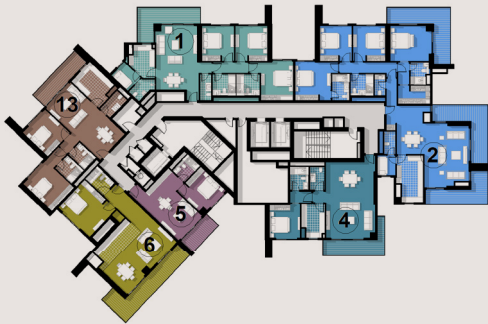
TOWER X



TOWER Y

- | | |
|----------|----------|
| 1 BED F1 | 2 BED B2 |
| 1 BED I1 | 2 BED C1 |
| 3 BED D1 | 4 BED A2 |

TOWER X
LEVEL 29



TOWER X



TOWER Y

- 1 BED D2
- 1 BED F1
- 1 BED I1
- 2 BED B2
- 3 BED D1
- 4 BED A2



TOWER X

1 BED - A1

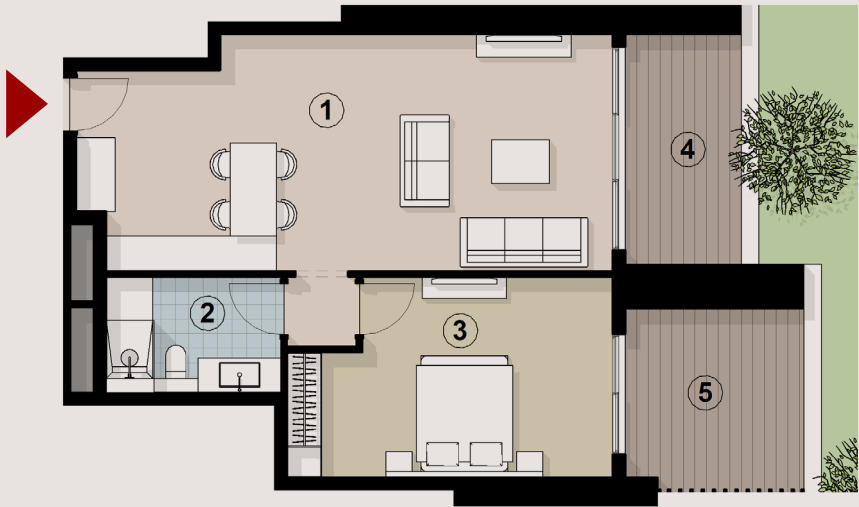
5th FLOOR

TOTAL AREA: 110 M²

INTERNAL AREA: 92 M²

TERRACE AREA: 18 M²

	Room	Dimensions
01	Living/Dining/Kitchen	9.25 x 4.10m
02	Bathroom	2.00 x 3.00m
03	Bedroom	5.60 x 3.45m
04	Terrace 1	2.00 x 3.95m
05	Terrace 2	3.15 x 3.00m



TOWER X

1 BED - A2

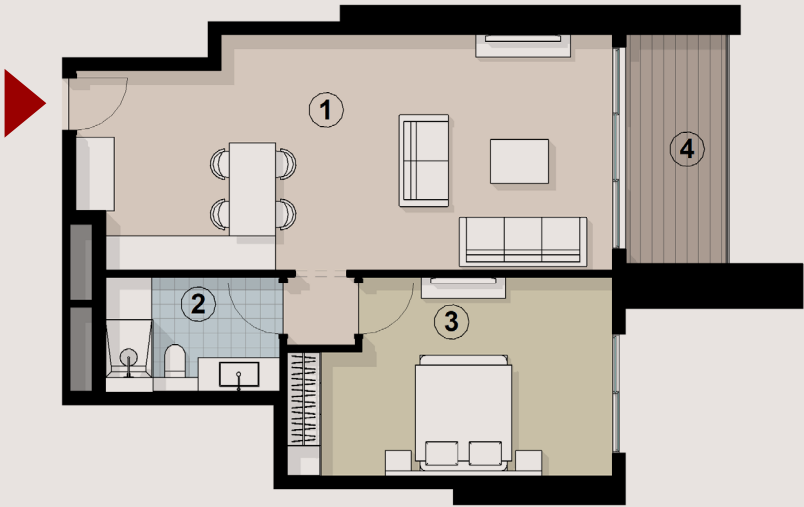
6th to 12th FLOOR

TOTAL AREA: 100 M²

INTERNAL AREA: 92 M²

TERRACE AREA: 8 M²

	Room	Dimensions
01	Living/Dining/Kitchen	9.25 x 4.10m
02	Bathroom	2.00 x 3.00m
03	Bedroom	5.60 x 3.45m
04	Terrace	3.95 x 1.80m



TOWER X

1 BED - B1

5th FLOOR

TOTAL AREA: 110 M²

INTERNAL AREA: 94 M²

TERRACE AREA: 16 M²

	Room	Dimensions
01	Living/Dining/Kitchen	3.95 x 8.10m
02	Bathroom	2.00 x 2.80m
03	Bedroom	4.20 x 3.60m
04	Terrace	2.00 x 7.50m



TOWER X

1 BED - B2

6th to 21th FLOOR

TOTAL AREA: 101 M²

INTERNAL AREA: 94 M²

TERRACE AREA: 7 M²

	Room	Dimensions
01	Living/Dining/Kitchen	3.95 x 8.10m
02	Bathroom	2.00 x 2.80m
03	Bedroom	4.20 x 3.60m
04	Terrace	1.80 x 3.75m



TOWER X

1 BED - C1

5th FLOOR

TOTAL AREA: 95 M²

INTERNAL AREA: 72 M²

TERRACE AREA: 23 M²

	Room	Dimensions
01	Living/Dining/Kitchen	3.80 x 7.70m
02	Bathroom	2.30 x 1.80m
03	Bedroom	3.60 x 3.70m
04	Terrace 1	3.15 x 2.00m
05	Terrace 2	4.15 x 3.80m



TOWER X

1 BED - C2

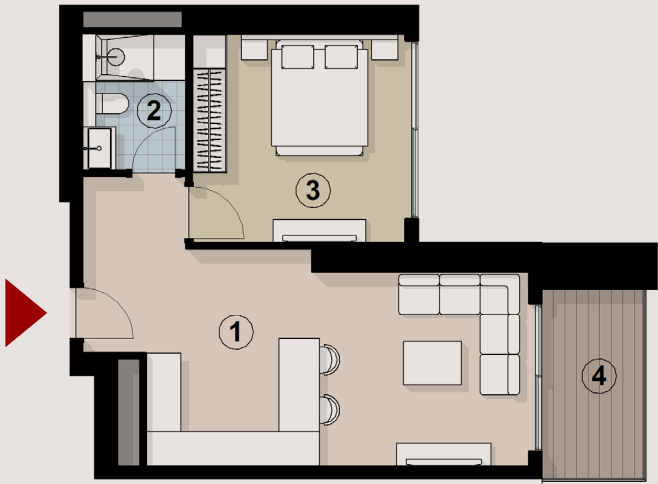
6th to 21th FLOOR

TOTAL AREA: 78 M²

INTERNAL AREA: 72 M²

TERRACE AREA: 6 M²

	Room	Dimensions
01	Living/Dining/Kitchen	3.80 x 7.70m
02	Bathroom	2.30 x 1.80m
03	Bedroom	3.60 x 3.70m
04	Terrace	3.15 x 1.80m



TOWER X

1 BED - D1

5th FLOOR

TOTAL AREA: 140 M²
INTERNAL AREA: 117 M²
TERRACE AREA: 23 M²

	Room	Dimensions
01	Living/Dining	5.25 x 8.00m
02	Kitchen	3.65 x 2.50m
03	Guest Toilet	2.45 x 1.55m
04	Bedroom	3.50 x 3.40m
05	Bathroom	2.10 x 2.45m
06	Terrace	11.00 x 2.00m



TOWER X

1 BED - D2

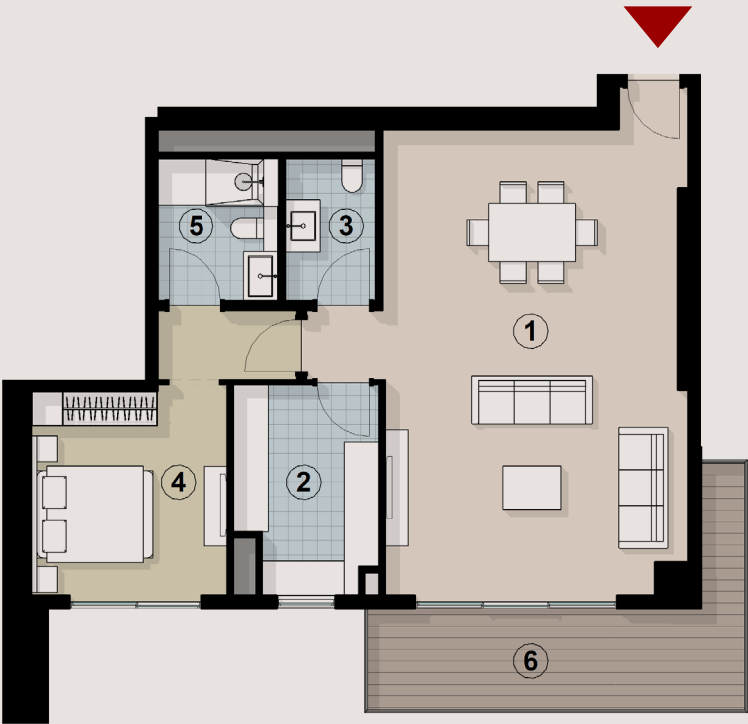
10th, 12th and 29th FLOOR

TOTAL AREA: 131 M²

INTERNAL AREA: 117 M²

TERRACE AREA: 14 M²

	Room	Dimensions
01	Living/Dining	5.25 x 8.00m
02	Kitchen	3.65 x 2.50m
03	Guest Toilet	2.45 x 1.55m
04	Bedroom	3.50 x 3.40m
05	Bathroom	2.10 x 2.45m
06	Terrace	6.60 x 1.80m



TOWER X

1 BED - E1

7th to 25th FLOOR

TOTAL AREA: 74 M²
INTERNAL AREA: 66 M²
TERRACE AREA: 8 M²

	Room	Dimensions
01	Living/Dining/Kitchen	5.75 x 4.15m
02	Bathroom	2.70 x 1.80m
03	Bedroom	3.80 x 3.60m
04	Terrace	4.00 x 1.80m



TOWER X

1 BED - F1

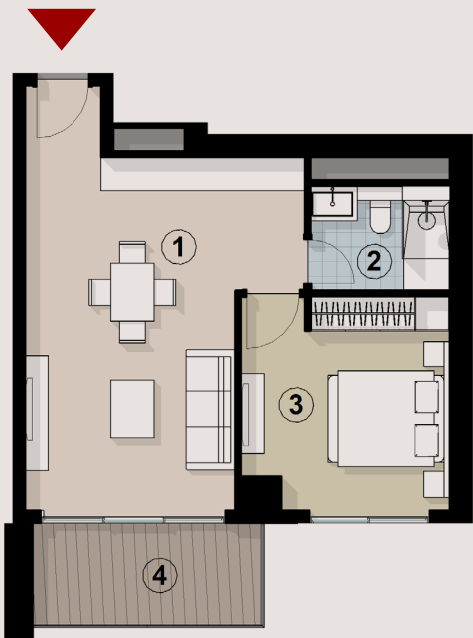
7th to 29th FLOOR

TOTAL AREA: 73 M²

INTERNAL AREA: 65 M²

TERRACE AREA: 8 M²

	Room	Dimensions
01	Living/Dining/Kitchen	6.10 x 3.65m
02	Bathroom	2.40 x 1.80m
03	Bedroom	3.60 x 3.70m
04	Terrace	4.00 x 1.80m



TOWER X

1 BED - G1

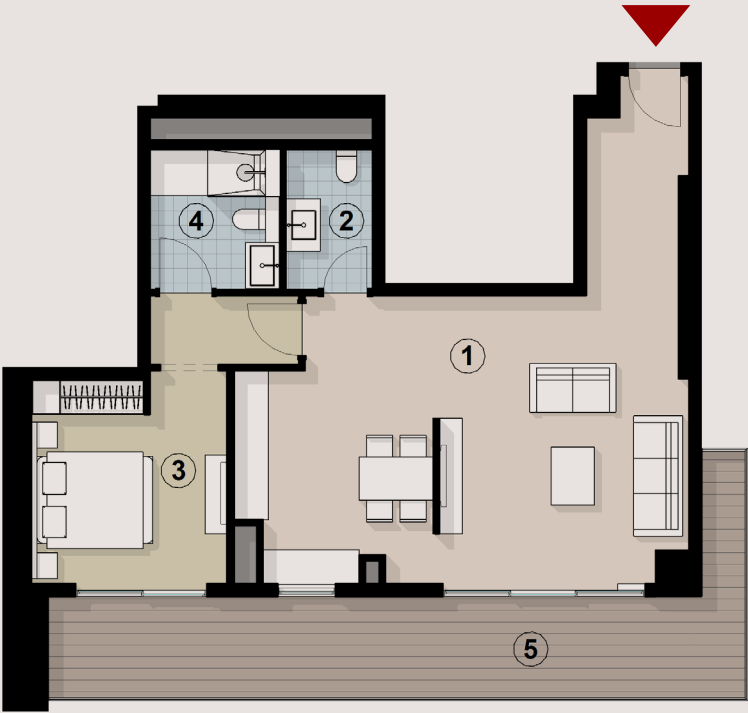
20th FLOOR

TOTAL AREA: 127 M²

INTERNAL AREA: 103 M²

TERRACE AREA: 24 M²

	Room	Dimensions
01	Living/Dining/Kitchen	7.90 x 5.00m
02	Guest Toilet	2.40 x 1.50m
03	Bedroom	3.40 x 3.50m
04	Bathroom	2.40 x 2.25m
05	Terrace	12.00 x 1.80m



TOWER X

1 BED - H1

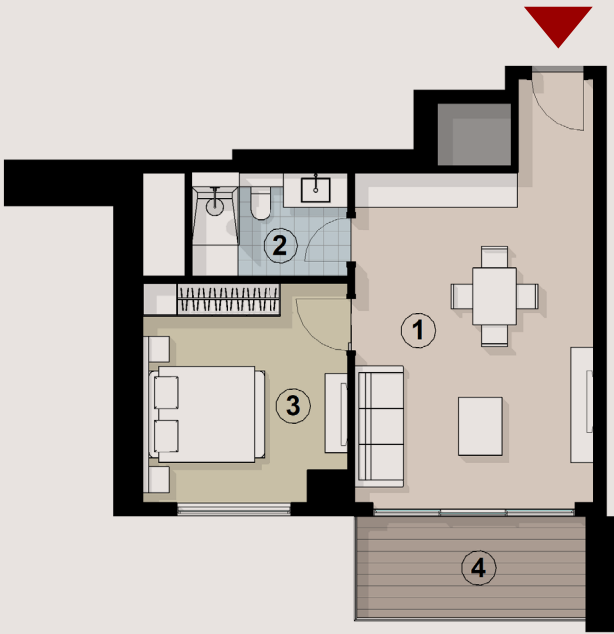
26th FLOOR

TOTAL AREA: 78 M²

INTERNAL AREA: 70 M²

TERRACE AREA: 8 M²

	Room	Dimensions
01	Living/Dining/Kitchen	4.15 x 5.70m
02	Bathroom	2.70 x 1.80m
03	Bedroom	3.60 x 3.80m
04	Terrace	4.00 x 1.80m

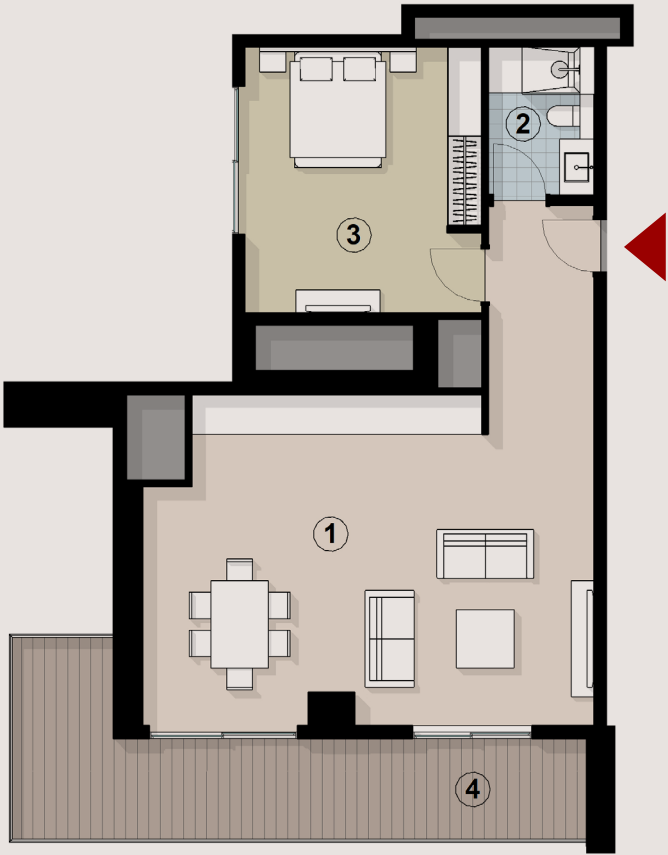


TOWER X
1 BED - II

27th to 29th FLOOR

TOTAL AREA: 133 M²
INTERNAL AREA: 111 M²
TERRACE AREA: 22 M²

	Room	Dimensions
01	Living/Dining/Kitchen	5.75 x 7.80m
02	Bathroom	2.60 x 1.85m
03	Bedroom	4.10 x 4.60m
04	Terrace	10.00 x 1.80m



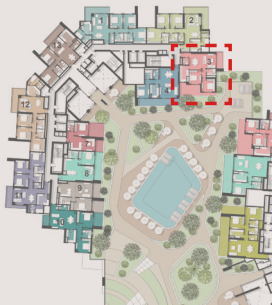
TOWER X

2 BED - A1

5th FLOOR

TOTAL AREA: 152 M²
INTERNAL AREA: 122 M²
TERRACE AREA: 30 M²

	Room	Dimensions
01	Living/Dining	7.20 x 4.30m
02	Kitchen	4.45 x 2.45m
03	Guest Toilet	2.00 x 1.65m
04	Bedroom 1	3.30 x 3.70m
05	Bathroom	2.50 x 1.85m
06	Bedroom 2	3.60 x 3.50m
07	Terrace 1	4.50 x 1.80m
08	Terrace 2	3.00 x 10.00m



TOWER X

2 BED - A2

6th, 7th, 9th to 13th, 15th to 19th and 21st to 25th FLOOR

TOTAL AREA: 131 M²

INTERNAL AREA: 122 M²

TERRACE AREA: 9 M²

	Room	Dimensions
01	Living/Dining	7.20 x 4.30m
02	Kitchen	4.45 x 2.45m
03	Guest Toilet	2.00 x 1.65m
04	Bedroom 1	3.30 x 3.70m
05	Bathroom	2.50 x 1.85m
06	Bedroom 2	3.60 x 3.50m
07	Terrace	4.50 x 1.80m



TOWER X

2 BED - A3

8th, 14th, 20th and 26th FLOOR

TOTAL AREA: 137 M²

INTERNAL AREA: 122 M²

TERRACE AREA: 15 M²

	Room	Dimensions
01	Living/Dining	7.20 x 4.30m
02	Kitchen	4.45 x 2.45m
03	Guest Toilet	2.00 x 1.65m
04	Bedroom 1	3.30 x 3.70m
05	Bathroom	2.50 x 1.85m
06	Bedroom 2	3.60 x 3.50m
07	Terrace	3.60 x 6.30m



TOWER X

2 BED - B1

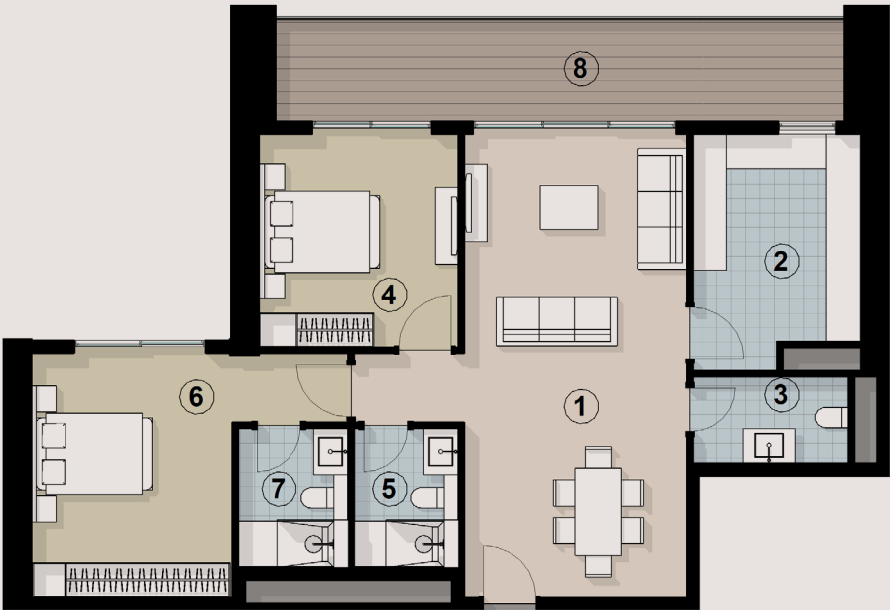
2nd, 8th, 14th, 20th and 26th FLOOR

TOTAL AREA: 153 M²

INTERNAL AREA: 135 M²

TERRACE AREA: 18 M²

	Room	Dimensions
01	Living/Dining	8.00 x 3.85m
02	Kitchen	4.10 x 2.90m
03	Guest Toilet	2.70 x 1.50m
04	Bedroom	3.70 x 3.45m
05	Bathroom	2.40 x 1.80m
06	Master Bedroom	4.20 x 3.45m
07	Master Bathroom	2.40 x 1.90m
08	Terrace	9.80 x 1.80m



TOWER X

2 BED - B2

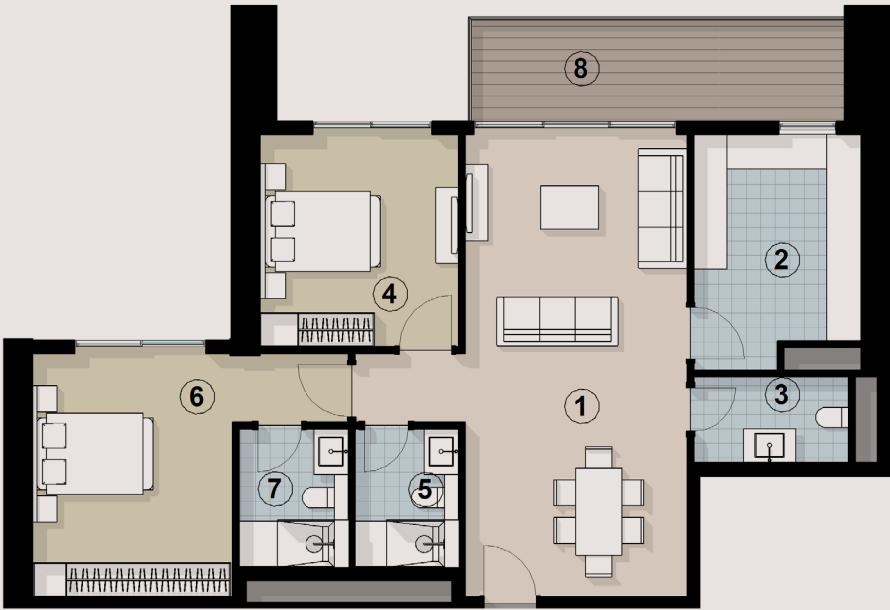
3rd to 7th, 9th to 13th, 15th to 19th, 21st to 25th and 27th to 29th FLOOR

TOTAL AREA: 147 M²

INTERNAL AREA: 135 M²

TERRACE AREA: 12 M²

	Room	Dimensions
01	Living/Dining	8.00 x 3.85m
02	Kitchen	4.10 x 2.90m
03	Guest Toilet	2.70 x 1.50m
04	Bedroom	3.70 x 3.45m
05	Bathroom	2.40 x 1.80m
06	Master Bedroom	4.20 x 3.45m
07	Master Bathroom	2.40 x 1.90m
08	Terrace	6.50 x 1.80m



TOWER X

2 BED - C1

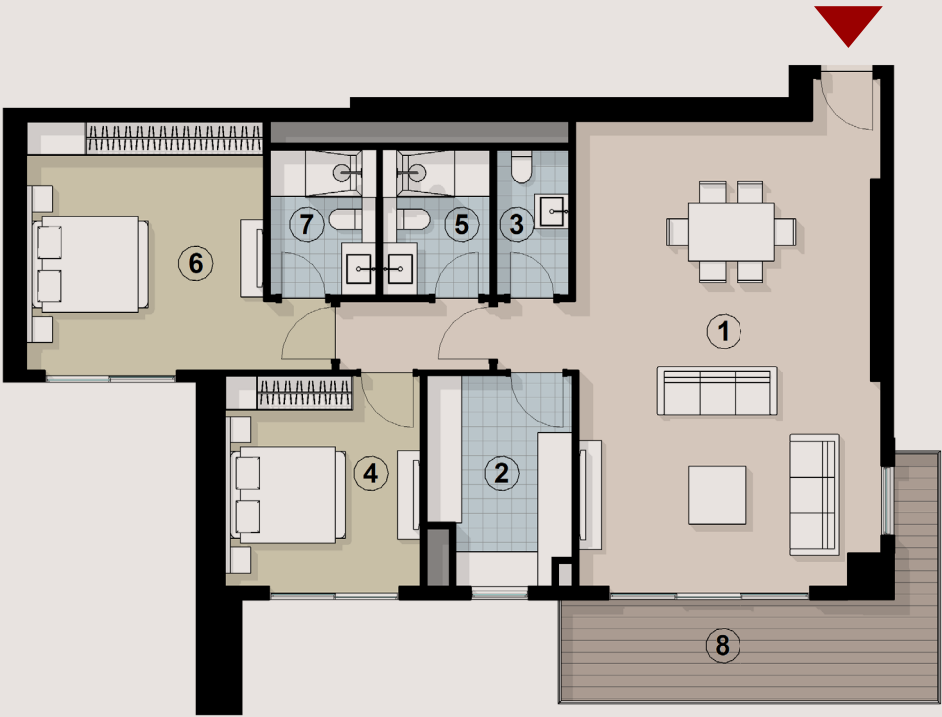
6th, 7th,9th, 11th, 13th, 15th to 19th, 21st to 25th, 27th and 28th FLOOR

TOTAL AREA: 164 M²

INTERNAL AREA: 150 M²

TERRACE AREA: 14 M²

	Room	Dimensions
01	Living/Dining	8.00 x 5.25m
02	Kitchen	3.65 x 2.50m
03	Guest Toilet	2.50 x 1.25m
04	Bedroom	3.65 x 3.40m
05	Bathroom	1.85 x 2.50m
06	Master Bedroom	4.30 x 4.10m
07	Master Bathroom	2.50 x 1.85m
08	Terrace	6.60 x 1.80m



TOWER X

2 BED - C2

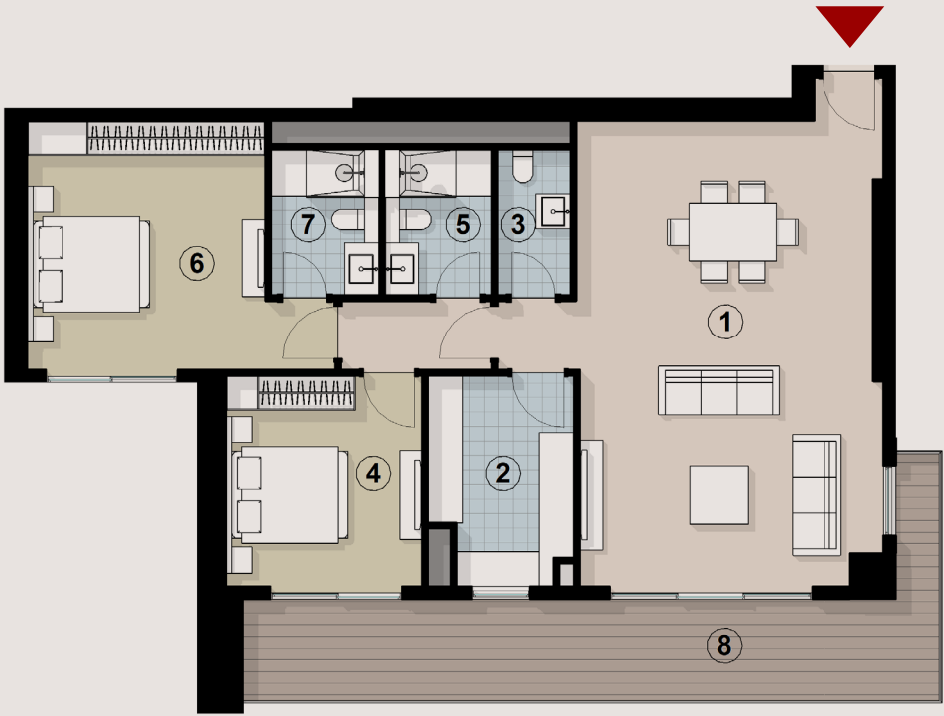
8th, 14th and 26th FLOOR

TOTAL AREA: 174 M²

INTERNAL AREA: 150 M²

TERRACE AREA: 24 M²

	Room	Dimensions
01	Living/Dining	8.00 x 5.25m
02	Kitchen	3.65 x 2.50m
03	Guest Toilet	2.50 x 1.25m
04	Bedroom	3.65 x 3.40m
05	Bathroom	1.85 x 2.50m
06	Master Bedroom	4.30 x 4.10m
07	Master Bathroom	2.50 x 1.85m
08	Terrace	12.00 x 1.80m



TOWER X

2 BED - D1

5th Floor

TOTAL AREA: 157 M²

INTERNAL AREA: 142 M²

TERRACE AREA: 15 M²

	Room	Dimensions
01	Living/Dining	7.15 x 5.00m
02	Kitchen	3.50 x 2.70m
03	Guest Toilet	2.90 x 1.35m
04	Bedroom 1	4.30 x 4.00m
05	Bathroom	2.40 x 2.15m
06	Bedroom 2	4.00 x 3.65m
07	Terrace 1	2.50 x 3.70m
08	Terrace 2	2.85 x 1.80m



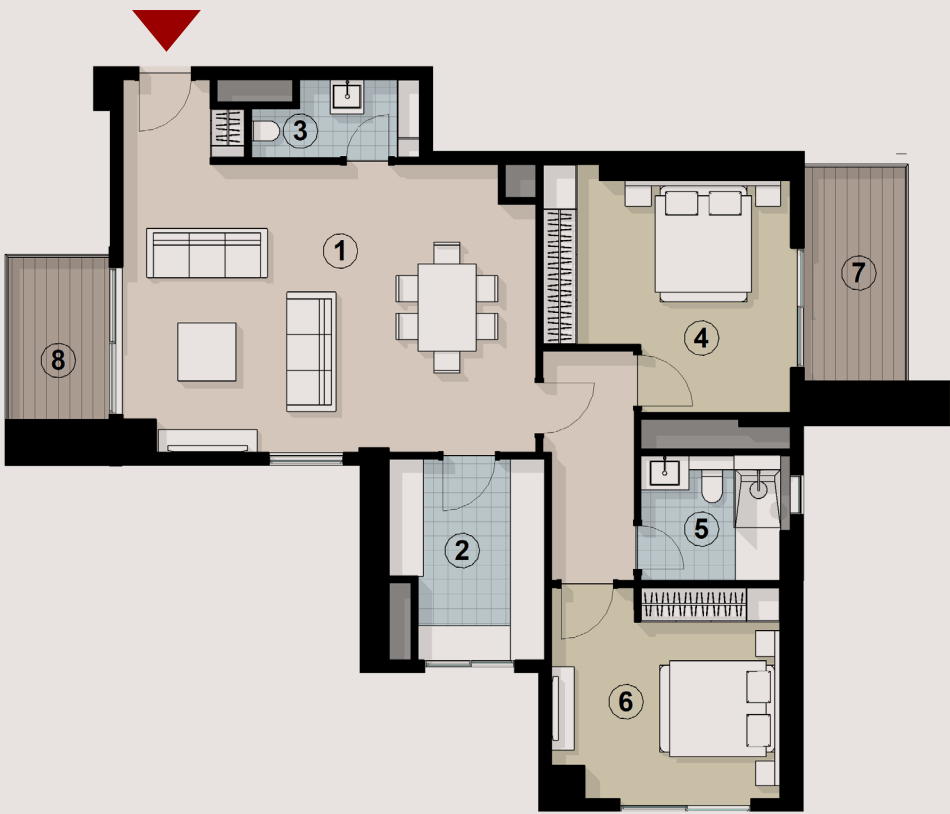
TOWER X

2 BED - D2

6th to 12th FLOOR

TOTAL AREA: 154 M²
INTERNAL AREA: 142 M²
TERRACE AREA: 12 M²

	Room	Dimensions
01	Living/Dining	7.15 x 5.00m
02	Kitchen	3.50 x 2.70m
03	Guest Toilet	2.90 x 1.35m
04	Bedroom 1	4.30 x 4.00m
05	Bathroom	2.40 x 2.15m
06	Bedroom 2	4.00 x 3.65m
07	Terrace 1	1.80 x 3.70m
08	Terrace 2	2.85 x 1.80m



TOWER X

3 BED - A1

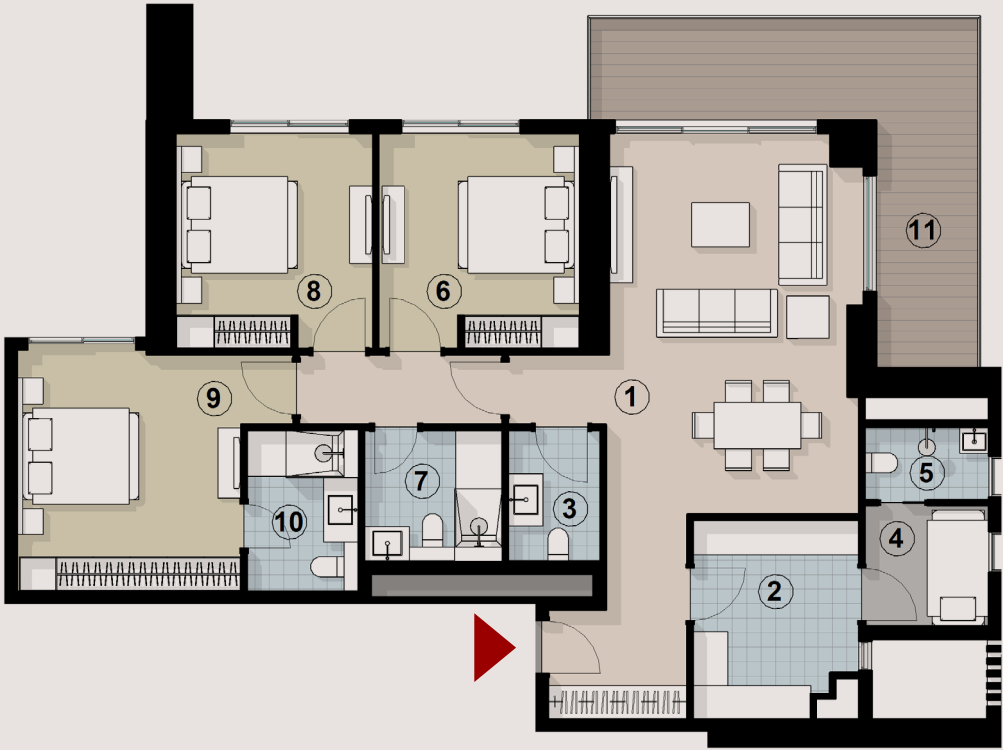
1st, 3rd to 7th, 9th to 13th, 15th to 19th and 21st to 25th FLOOR

TOTAL AREA: 198 M²

INTERNAL AREA: 178 M²

TERRACE AREA: 20 M²

	Room	Dimensions
01	Living/Dining	6.60 x 4.35m
02	Kitchen	3.45 x 2.85m
03	Guest Toilet	2.25 x 1.50m
04	Maid's Room	2.10 x 2.00m
05	Maid's Bathroom	2.10 x 1.25m
06	Bedroom 1	3.75 x 3.50m
07	Bathroom	2.25 x 2.10m
08	Bedroom 2	3.75 x 3.40m
09	Master Bedroom	3.85 x 4.00m
10	Master Bathroom	1.90 x 2.75m
11	Terrace	6.80 x 6.00m



TOWER X

3 BED - A2

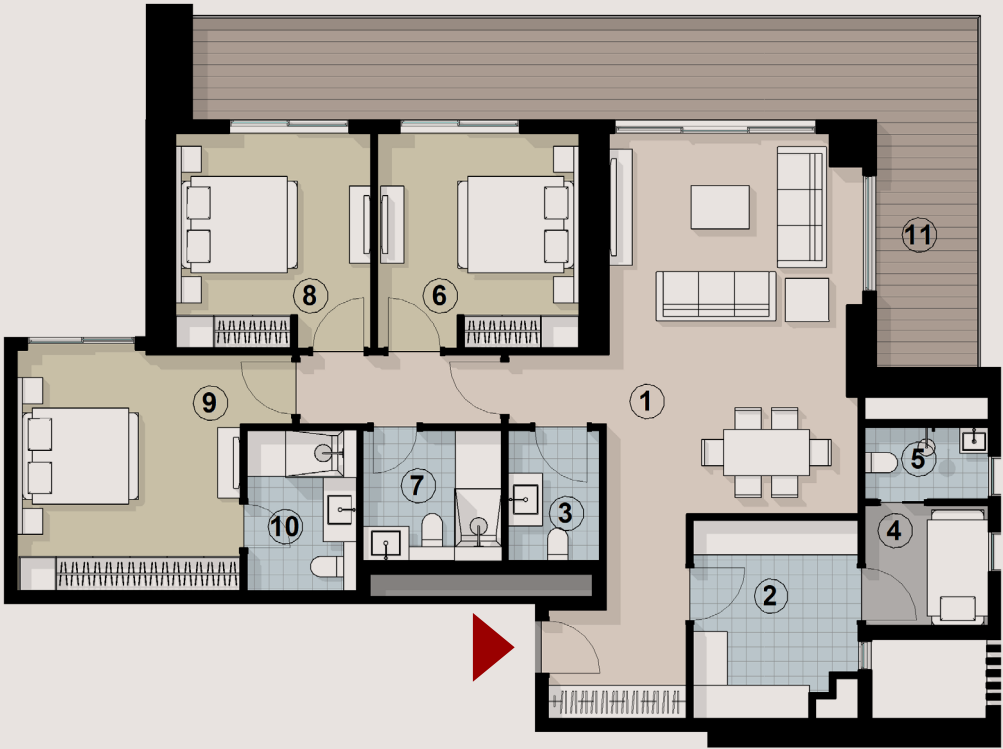
2nd, 8th, 14th, 20th and 26th FLOOR

TOTAL AREA: 211 M²

INTERNAL AREA: 178 M²

TERRACE AREA: 33 M²

	Room	Dimensions
01	Living/Dining	6.60 x 4.35m
02	Kitchen	3.45 x 2.85m
03	Guest Toilet	2.25 x 1.50m
04	Maid's Room	2.10 x 2.00m
05	Maid's Bathroom	2.10 x 1.25m
06	Bedroom 1	3.75 x 3.50m
07	Bathroom	2.25 x 2.10m
08	Bedroom 2	3.75 x 3.40m
09	Master Bedroom	3.85 x 4.00m
10	Master Bathroom	1.90 x 2.75m
11	Terrace	13.60 x 6.10m



TOWER X

3 BED - B1

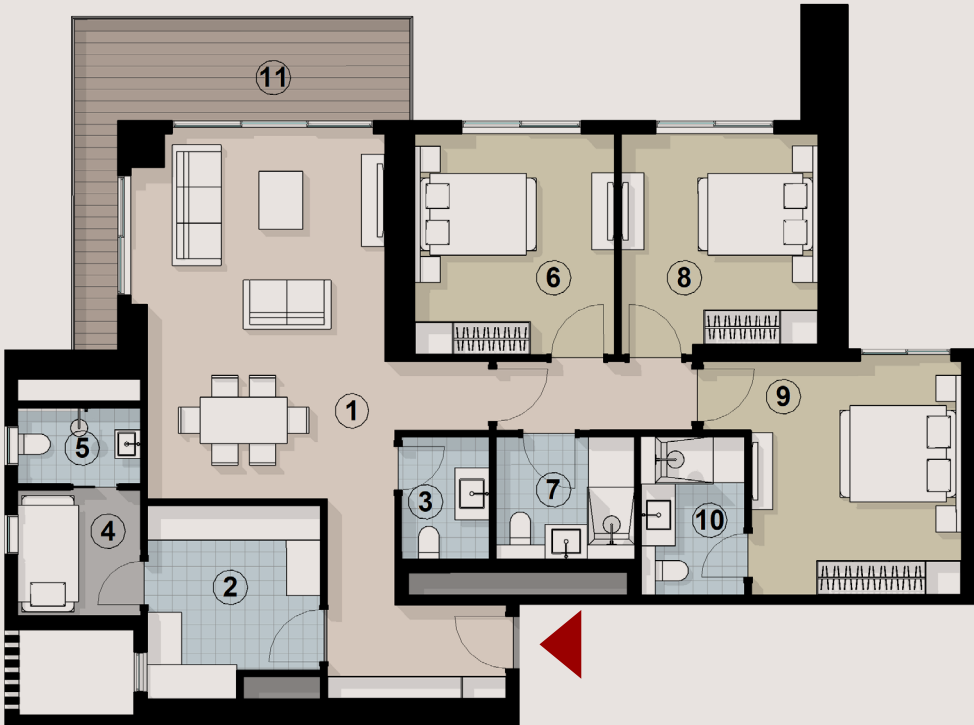
1st, 3rd to 7th, 9th to 13th, 15th to 19th and 21st FLOOR

TOTAL AREA: 187 M²

INTERNAL AREA: 173 M²

TERRACE AREA: 14 M²

	Room	Dimensions
01	Living/Dining	6.30 x 4.30m
02	Kitchen	3.35 x 3.00m
03	Guest Toilet	2.10 x 1.50m
04	Maid's Room	2.10 x 2.15m
05	Maid's Bathroom	2.10 x 1.30m
06	Bedroom 1	3.85 x 3.45m
07	Bathroom	2.10 x 2.40m
08	Bedroom 2	3.40 x 3.65m
09	Master Bedroom	3.65 x 4.00m
10	Master Bathroom	2.70 x 1.80m
11	Terrace	5.90 x 1.80m



TOWER X

3 BED - B2

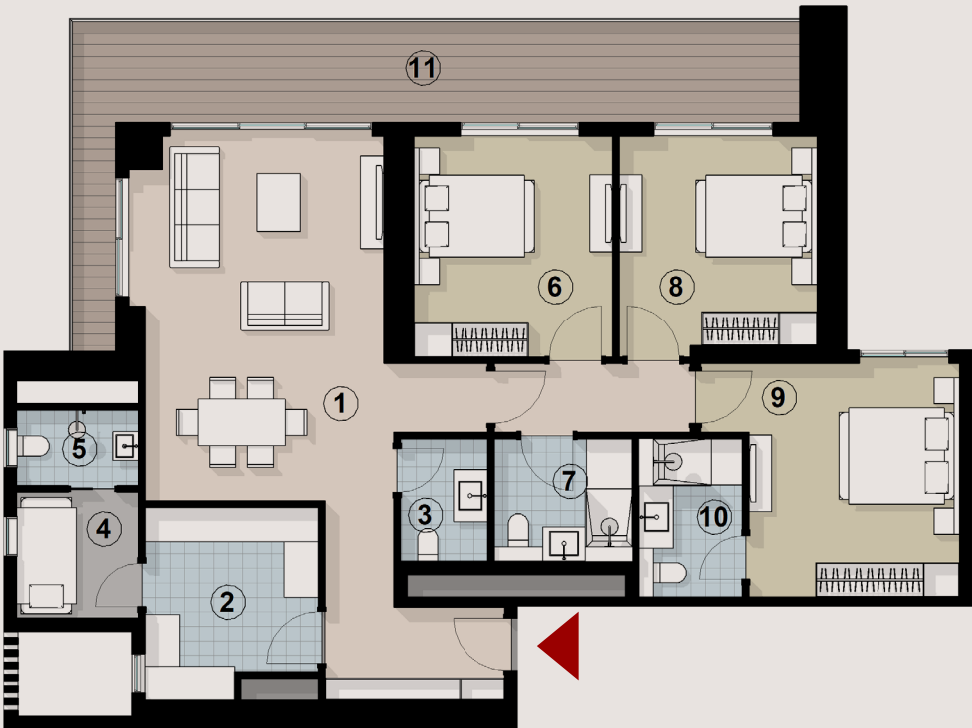
2nd, 8th, 14th and 20th FLOOR

TOTAL AREA: 199 M²

INTERNAL AREA: 173 M²

TERRACE AREA: 26 M²

	Room	Dimensions
01	Living/Dining	6.30 x 4.30m
02	Kitchen	3.35 x 3.00m
03	Guest Toilet	2.10 x 1.50m
04	Maid's Room	2.10 x 2.15m
05	Maid's Bathroom	2.10 x 1.30m
06	Bedroom 1	3.85 x 3.45m
07	Bathroom	2.10 x 2.40m
08	Bedroom 2	3.40 x 3.65m
09	Master Bedroom	3.65 x 4.00m
10	Master Bathroom	2.70 x 1.80m
11	Terrace	12.60 x 1.80m



TOWER X

3 BED - C1

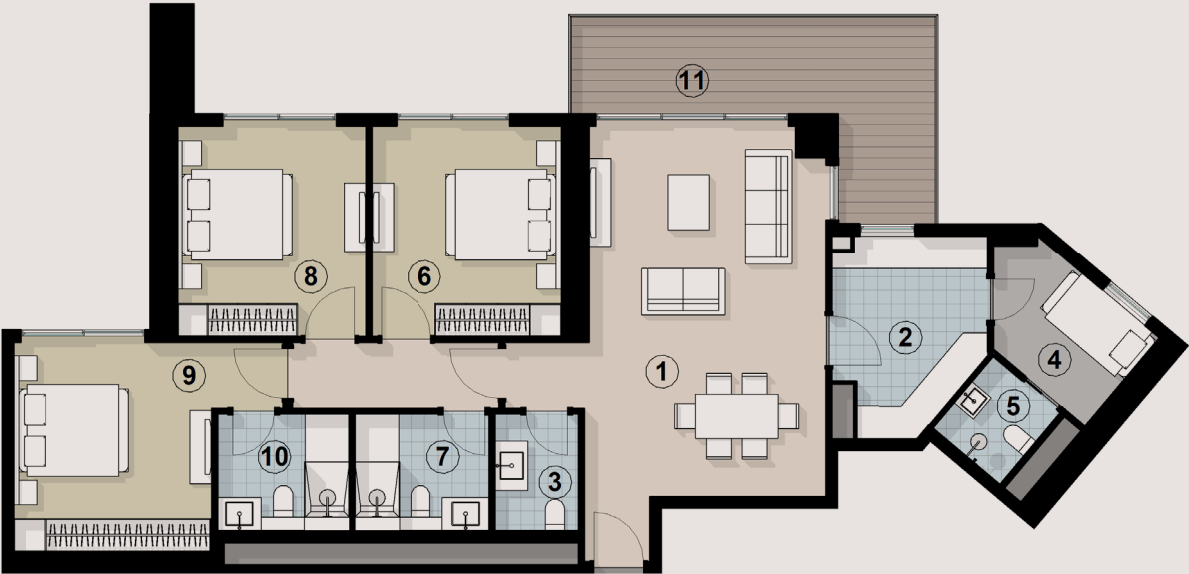
1st, 3rd to 7th, 9th to 13th, 15th to 19th and 21st to 25th FLOOR

TOTAL AREA: 185 M²

INTERNAL AREA: 169 M²

TERRACE AREA: 16 M²

	Room	Dimensions
01	Living/Dining	6.70 x 4.40m
02	Kitchen	3.70 x 2.80m
03	Guest Toilet	2.10 x 1.50m
04	Maid's Room	2.10 x 2.15m
05	Maid's Bathroom	1.70 x 1.60m
06	Bedroom 1	3.80 x 3.45m
07	Bathroom	2.10 x 2.45m
08	Bedroom 2	3.80 x 3.45m
09	Master Bedroom	3.60 x 3.80m
10	Master Bathroom	2.10 x 2.40m
11	Terrace	6.70 x 3.80m



TOWER X

3 BED - C2

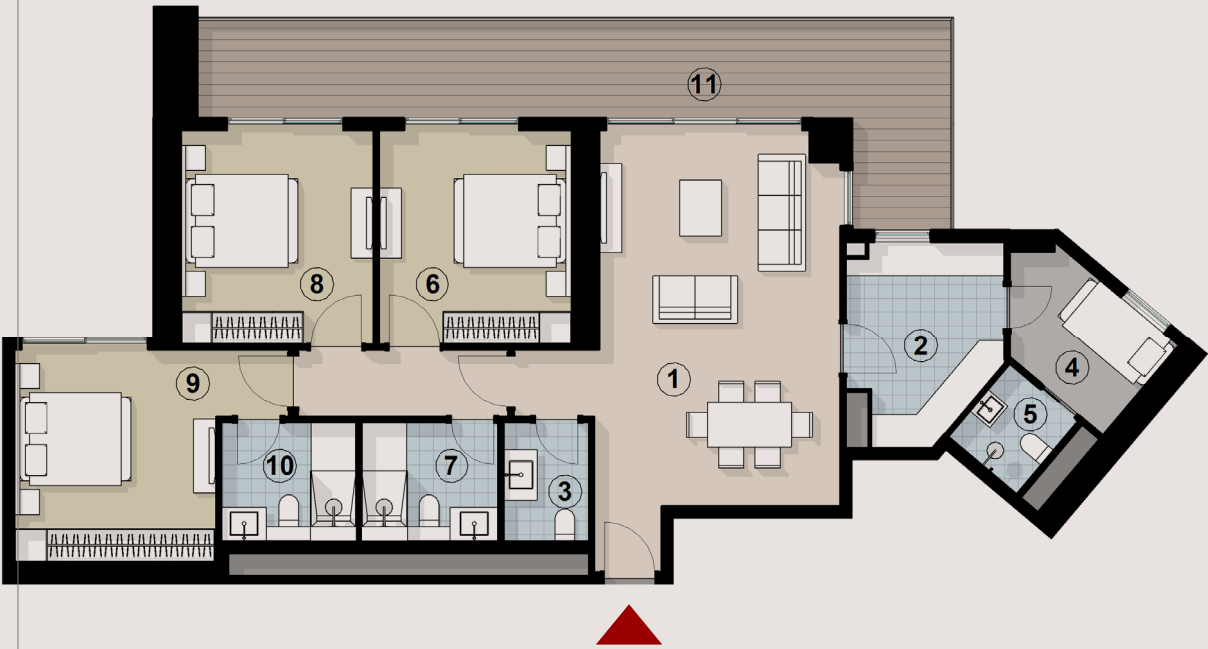
2nd, 8th, 14th and 20th FLOOR

TOTAL AREA: 197 M²

INTERNAL AREA: 169 M²

TERRACE AREA: 28 M²

	Room	Dimensions
01	Living/Dining	6.70 x 4.40m
02	Kitchen	3.70 x 2.80m
03	Guest Toilet	2.10 x 1.50m
04	Maid's Room	2.10 x 2.15m
05	Maid's Bathroom	1.70 x 1.60m
06	Bedroom 1	3.80 x 3.45m
07	Bathroom	2.10 x 2.45m
08	Bedroom 2	3.80 x 3.45m
09	Master Bedroom	3.60 x 3.80m
10	Master Bathroom	2.10 x 2.40m
11	Terrace	13.50 x 3.80m



TOWER X

3 BED - D1

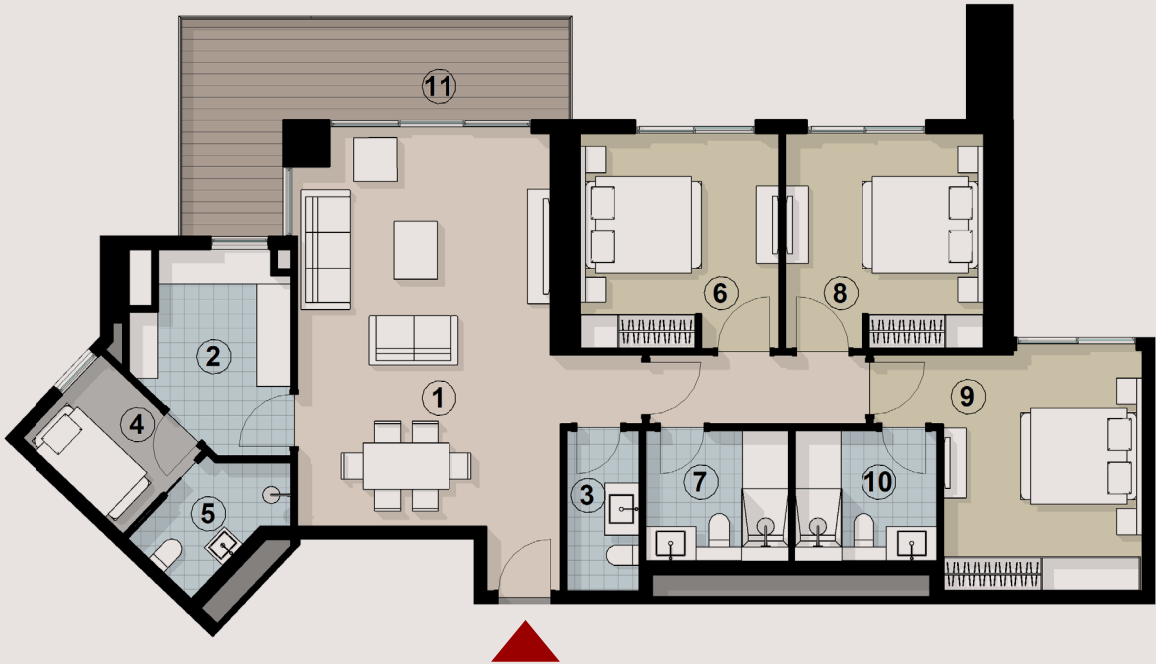
1st, 3rd to 7th, 9th to 13th, 15th to 19th, 21st to 25th and 27th to 29th FLOOR

TOTAL AREA: 186 M²

INTERNAL AREA: 170 M²

TERRACE AREA: 16 M²

	Room	Dimensions
01	Living/Dining	6.80 x 4.50m
02	Kitchen	3.60 x 2.80m
03	Guest Toilet	2.70 x 1.25m
04	Maid's Room	2.40 x 2.00m
05	Maid's Bathroom	1.50 x 1.70m
06	Bedroom 1	3.75 x 3.45m
07	Bathroom	2.45 x 2.25m
08	Bedroom 2	3.75 x 3.45m
09	Master Bedroom	3.45 x 4.15m
10	Master Bathroom	2.45 x 2.25m
11	Terrace	6.80 x 3.80m



TOWER X

3 BED - D2

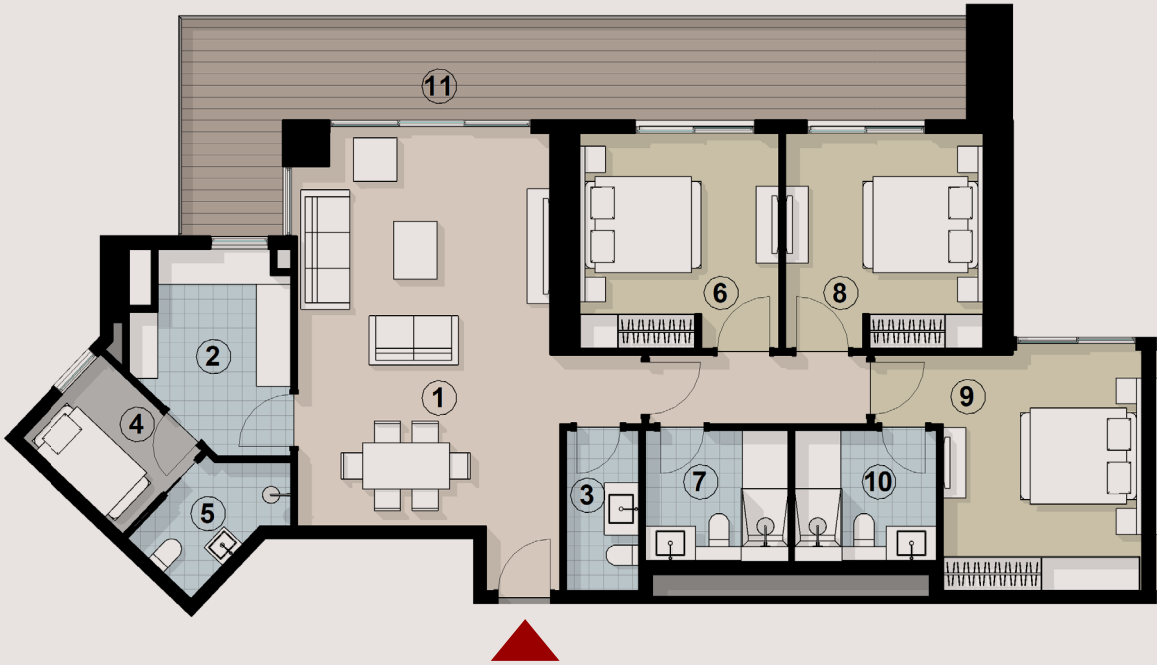
2nd, 8th, 14th, 20th and 26th FLOOR

TOTAL AREA: 199 M²

INTERNAL AREA: 170 M²

TERRACE AREA: 29 M²

	Room	Dimensions
01	Living/Dining	6.80 x 4.50m
02	Kitchen	3.60 x 2.80m
03	Guest Toilet	2.70 x 1.25m
04	Maid's Room	2.40 x 2.00m
05	Maid's Bathroom	1.50 x 1.70m
06	Bedroom 1	3.75 x 3.45m
07	Bathroom	2.45 x 2.25m
08	Bedroom 2	3.75 x 3.45m
09	Master Bedroom	3.45 x 4.15m
10	Master Bathroom	2.45 x 2.25m
11	Terrace	13.60 x 3.80m



TOWER X

3 BED - E1

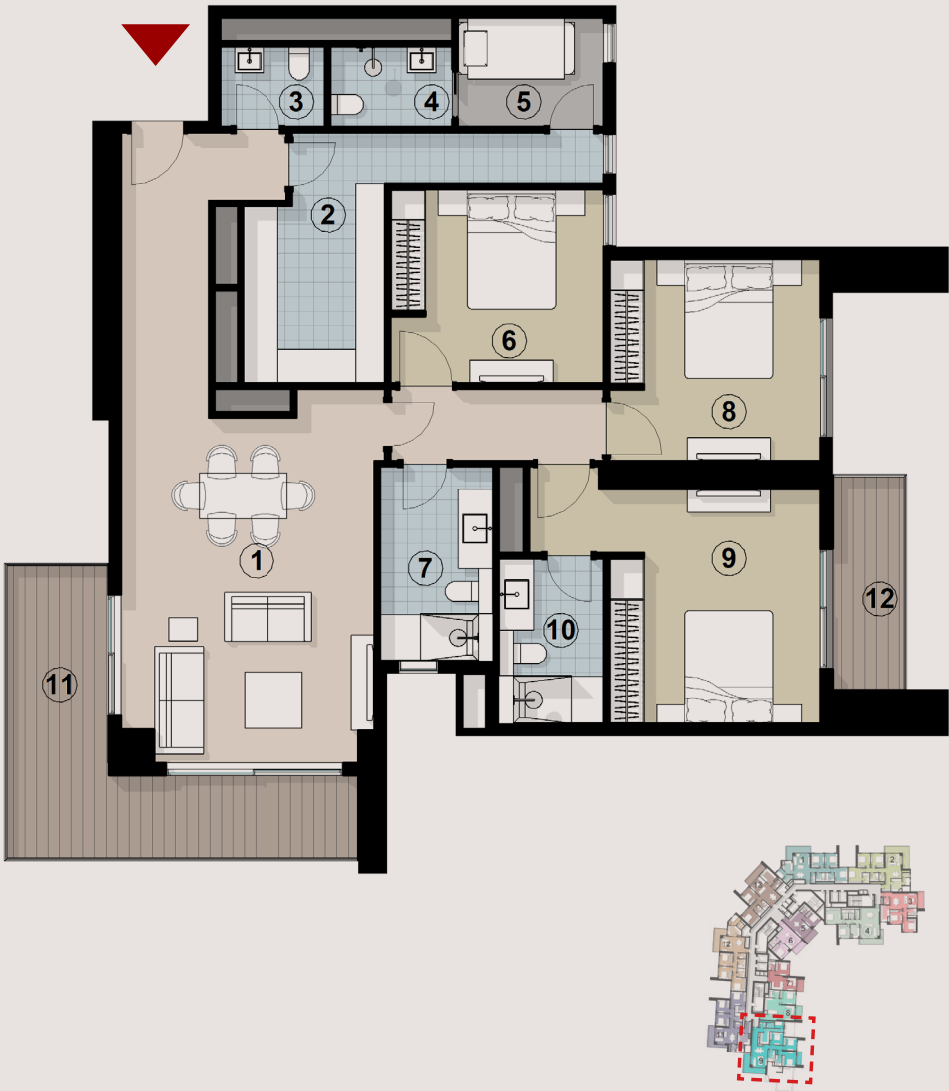
13th and 15th to 17th FLOOR

TOTAL AREA: 204 M²

INTERNAL AREA: 181 M²

TERRACE AREA: 23 M²

	Room	Dimensions
01	Living/Dining	6.00 x 4.35m
02	Kitchen	2.45 x 4.30m
03	Guest Toilet	1.80 x 1.40m
04	Maid's Bathroom	2.10 x 1.40m
05	Maid's Room	2.50 x 1.90m
06	Bedroom 1	3.65 x 3.35m
07	Bathroom	3.35 x 1.95m
08	Bedroom 2	3.65 x 3.50m
09	Master Bedroom	3.65 x 4.00m
10	Master Bathroom	2.85 x 1.80m
11	Terrace 1	6.10 x 5.15m
12	Terrace 2	3.70 x 1.80m



TOWER X

3 BED - E2

14th FLOOR

TOTAL AREA: 210 M²
INTERNAL AREA: 181 M²
TERRACE AREA: 29 M²

	Room	Dimensions
01	Living/Dining	6.00 x 4.35m
02	Kitchen	2.45 x 4.30m
03	Guest Toilet	1.80 x 1.40m
04	Maid's Bathroom	2.10 x 1.40m
05	Maid's Room	2.50 x 1.90m
06	Bedroom 1	3.65 x 3.35m
07	Bathroom	3.35 x 1.95m
08	Bedroom 2	3.65 x 3.50m
09	Master Bedroom	3.65 x 4.00m
10	Master Bathroom	2.85 x 1.80m
11	Terrace 1	6.10 x 5.15m
12	Terrace 2	6.85 x 1.80m



TOWER X

3 BED - F1

22nd FLOOR

TOTAL AREA: 286 M²

INTERNAL AREA: 225 M²

TERRACE AREA: 61 M²

	Room	Dimensions
01	Living/Dining	8.70 x 7.10m
02	Kitchen	4.75 x 2.75m
03	Guest Toilet	2.40 x 1.05m
04	Maid's Room	3.00 x1.90m
05	Maid's Bathroom	1.60 x 1.90m
06	Bedroom 1	3.65 x 3.50m
07	Bathroom	2.15 x 3.65m
08	Bedroom 2	3.65 x 3.50m
09	Master Bedroom	4.00 x 3.60m
10	Master Bathroom	2.80 x 1.80m
11	Terrace	4.00 x 12.40m



TOWER X

3 BED - F2

23rd to 25th FLOOR

TOTAL AREA: 243 M²

INTERNAL AREA: 225 M²

TERRACE AREA: 18 M²

	Room	Dimensions
01	Living/Dining	8.70 x 7.10m
02	Kitchen	4.75 x 2.75m
03	Guest Toilet	2.40 x 1.05m
04	Maid's Room	3.00 x1.90m
05	Maid's Bathroom	1.60 x 1.90m
06	Bedroom 1	3.65 x 3.50m
07	Bathroom	2.15 x 3.65m
08	Bedroom 2	3.65 x 3.50m
09	Master Bedroom	4.00 x 3.60m
10	Master Bathroom	2.80 x 1.80m
11	Terrace	7.00 x 5.20m



TOWER X

4 BED - A1

27th FLOOR

TOTAL AREA: 314 M²
INTERNAL AREA: 258 M²
TERRACE AREA: 56 M²

	Room	Dimensions
01	Living/Dining	7.70 x 6.85m
02	Kitchen	5.00 x 2.90m
03	Guest Toilet	2.25 x 1.20m
04	Maid's Room	2.15 x 1.95m
05	Maid's Bathroom	2.40 x 1.20m
06	Master Bedroom	4.10 x 3.75m
07	Master Bathroom	2.40 x 1.80m
08	Dressing Room	1.95 x 3.45m
09	Bedroom 1	3.75 x 3.45m
10	Bathroom	2.40 x 2.25m
11	Bedroom 2	3.75 x 3.45m
12	Bedroom 3	4.15 x 3.90m
13	Ensuite 3	2.80 x 1.90m
14	Terrace 1	3.70 x 4.85m
15	Terrace 2	6.30 x 5.90m
16	Terrace 3	6.80 x 6.00m



TOWER X

4 BED - A2

28th and 29th FLOOR

TOTAL AREA: 311 M²

INTERNAL AREA: 258 M²

TERRACE AREA: 53 M²

	Room	Dimensions
01	Living/Dining	7.70 x 6.85m
02	Kitchen	5.00 x 2.90m
03	Guest Toilet	2.25 x 1.20m
04	Maid's Room	2.15 x 1.95m
05	Maid's Bathroom	2.40 x 1.20m
06	Master Bedroom	4.10 x 3.75m
07	Master Bathroom	2.40 x 1.80m
08	Dressing Room	1.95 x 3.45m
09	Bedroom 1	3.75 x 3.45m
10	Bedroom	2.40 x 2.25m
11	Bedroom 2	3.75 x 3.45m
12	Bedroom 3	4.15 x 3.90m
13	Ensuite 3	2.80 x 1.90m
14	Terrace 1	6.65 x 3.55m
15	Terrace 2	6.30 x 5.90m
16	Terrace 3	6.80 x 6.00m



CLUB SIDE TOWER



SPARK — HAPPINESS

Tower Y

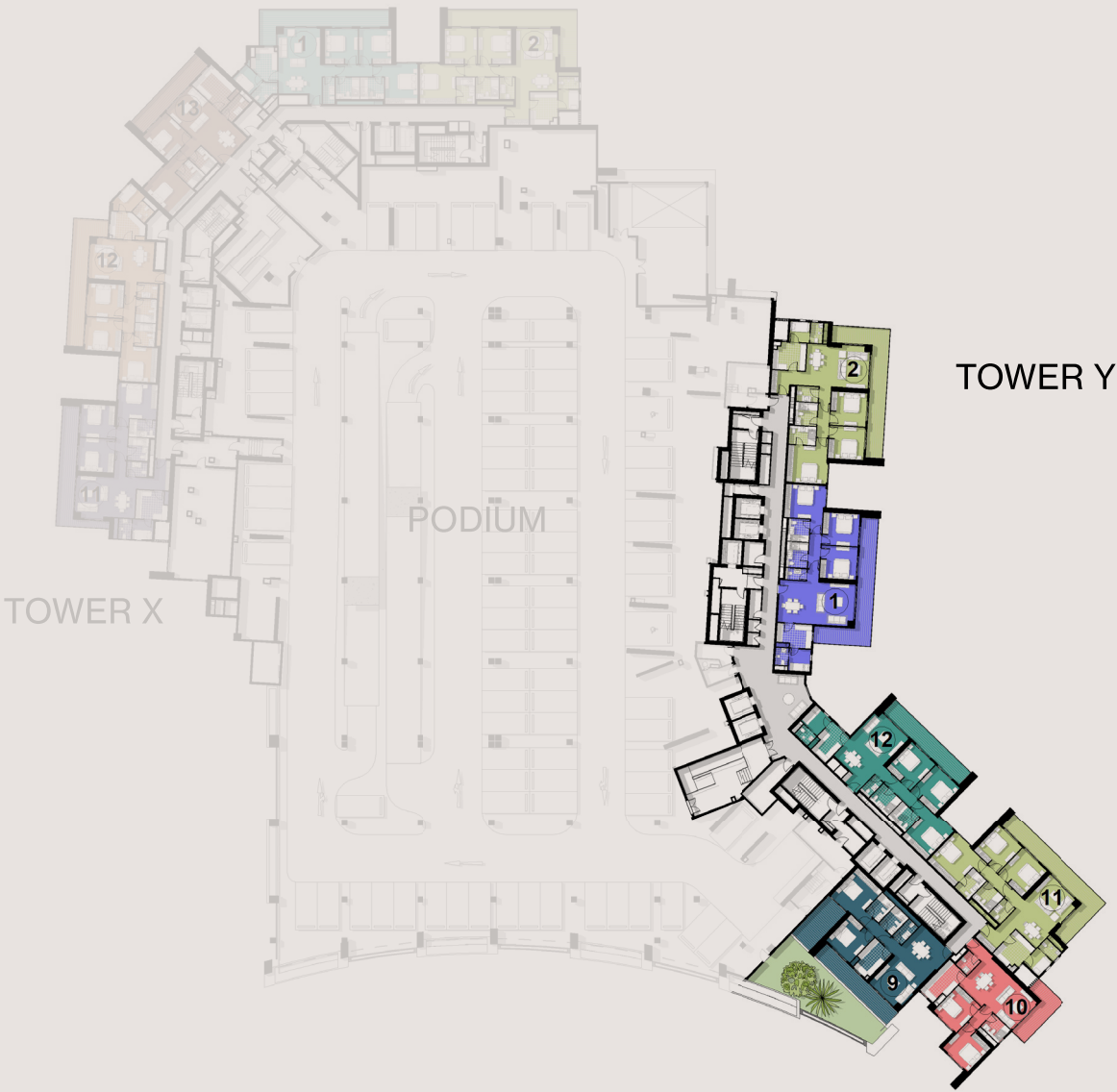


TOWER Y
LEVEL 1



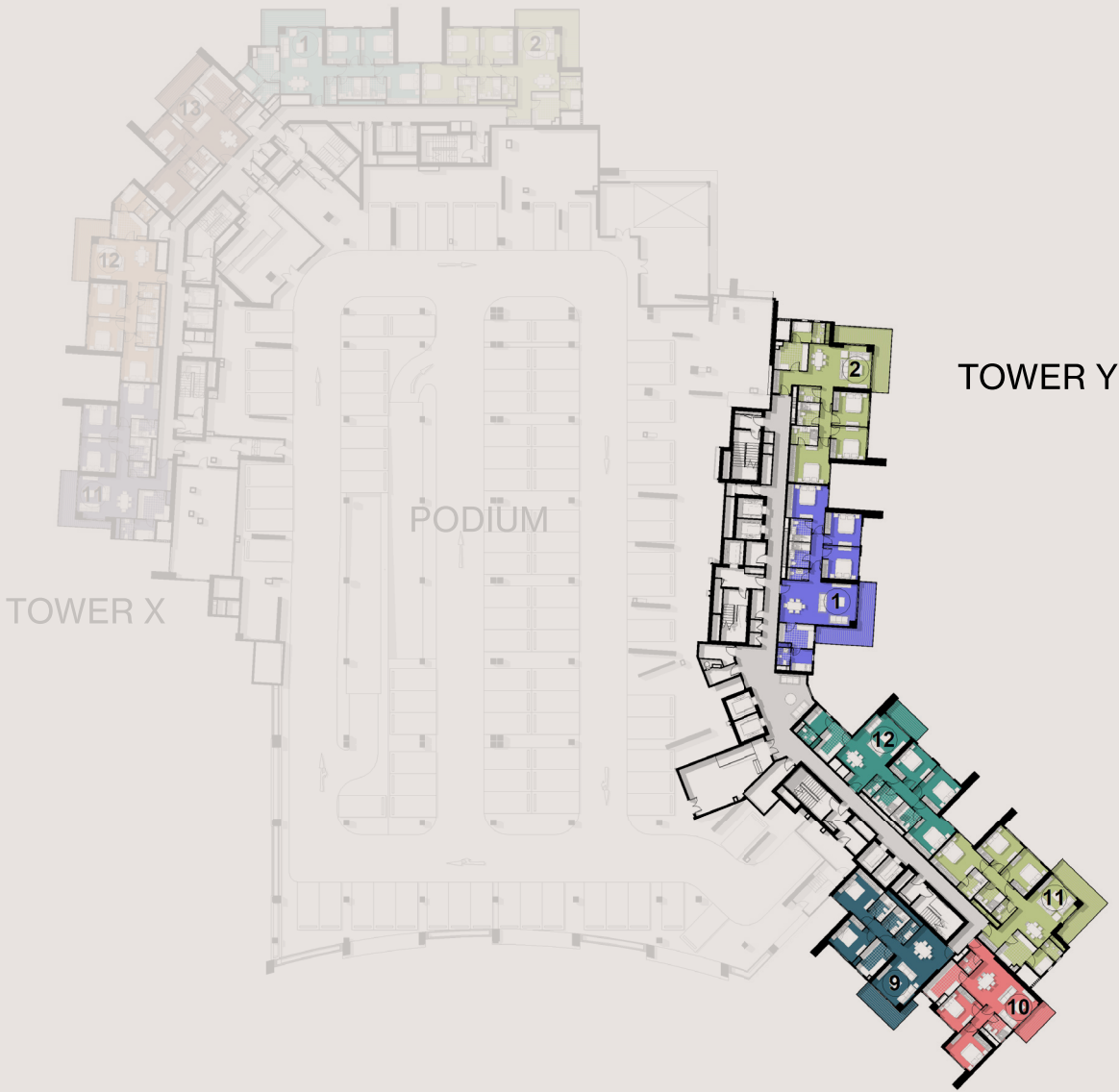
- 3 BED A1 (APT 11)
- 3 BED A2 (APT 2)
- 3 BED B1
- 2 BED A1
- 3 BED C1

TOWER Y
LEVEL 2



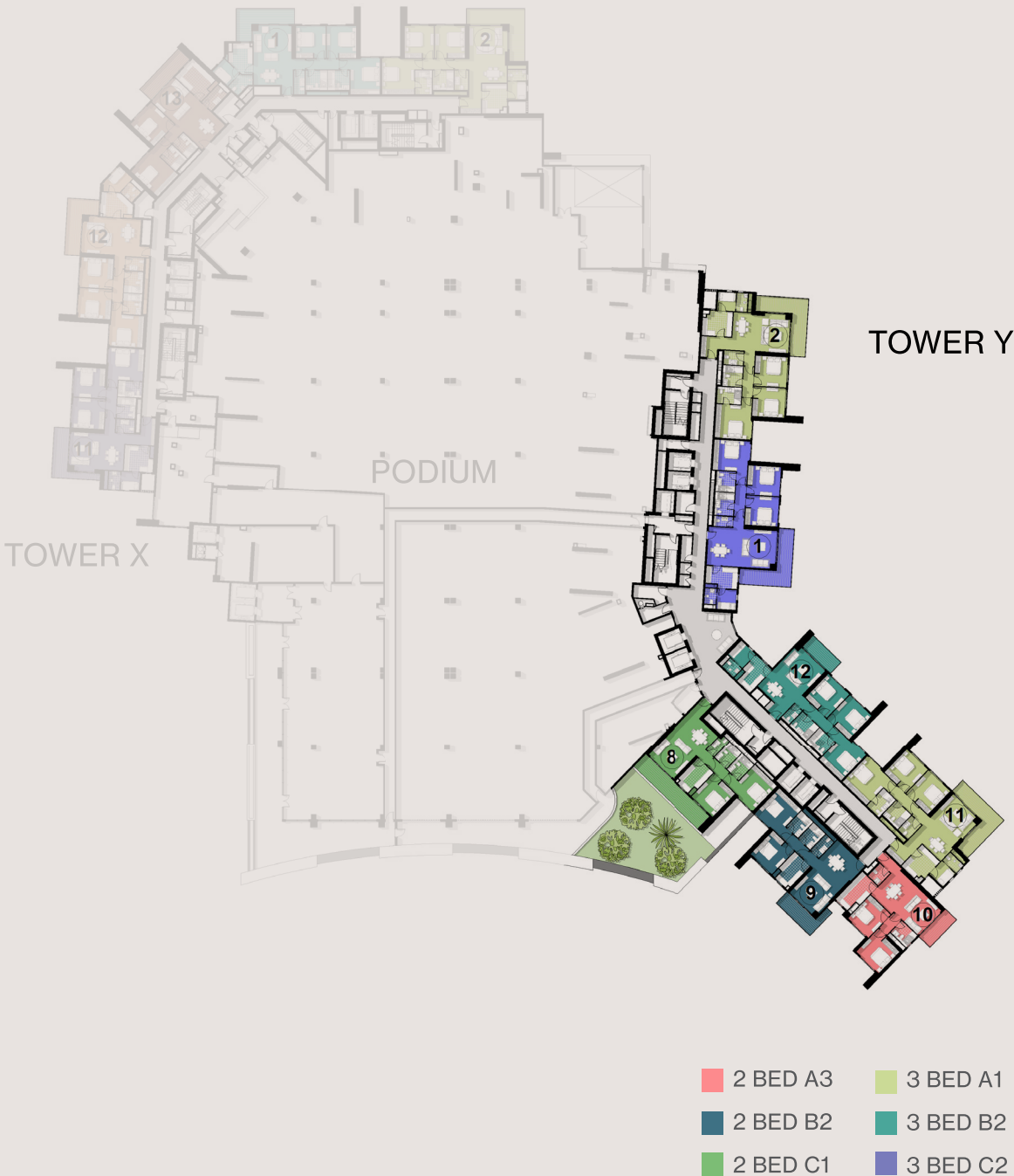
- 3 BED A2
- 2 BED A2
- 3 BED B1
- 2 BED B1
- 3 BED C1

TOWER Y
LEVEL 3



- 3 BED A1
- 2 BED A3
- 3 BED B2
- 2 BED B2
- 3 BED C2

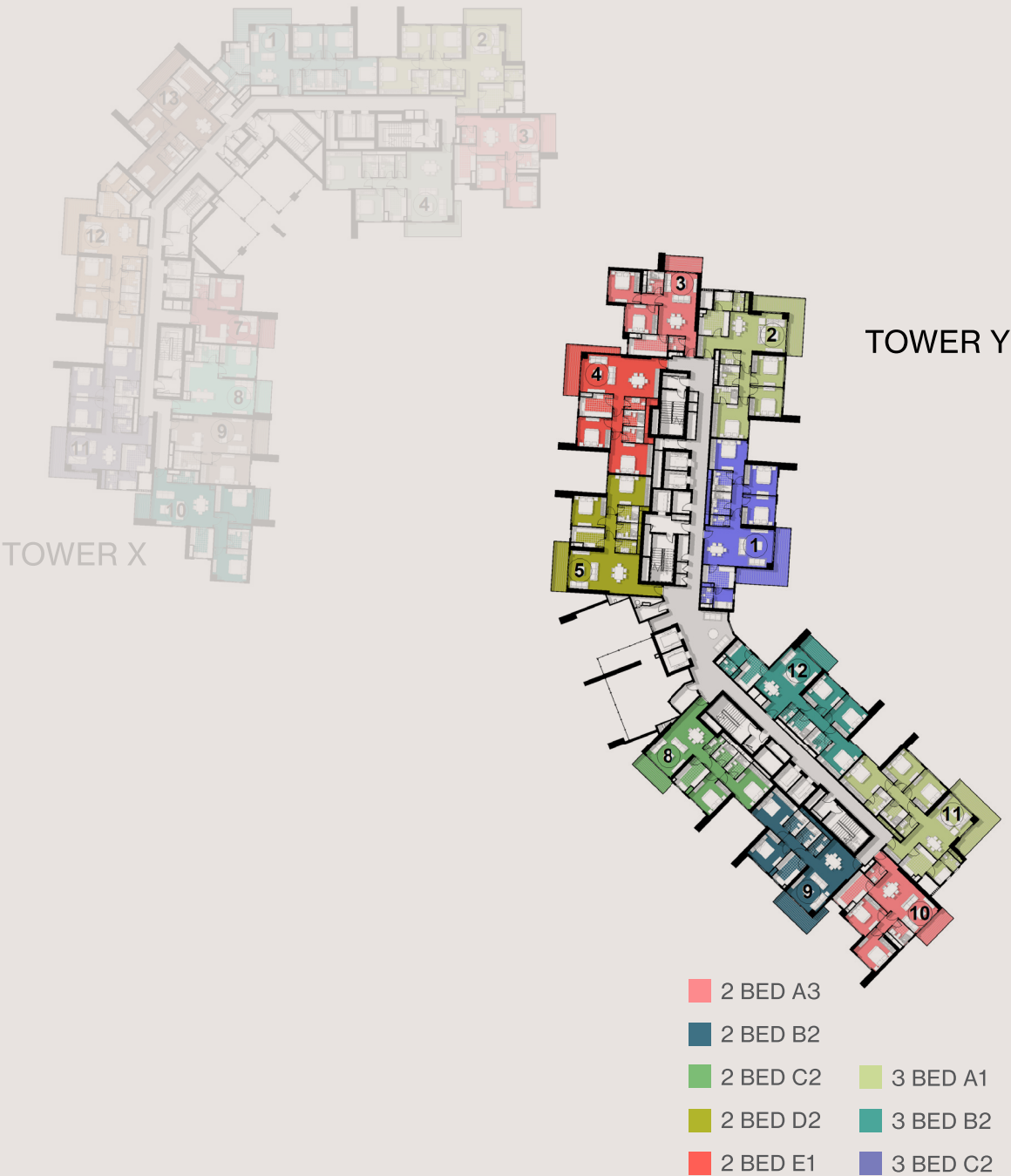
TOWER Y
LEVEL 4



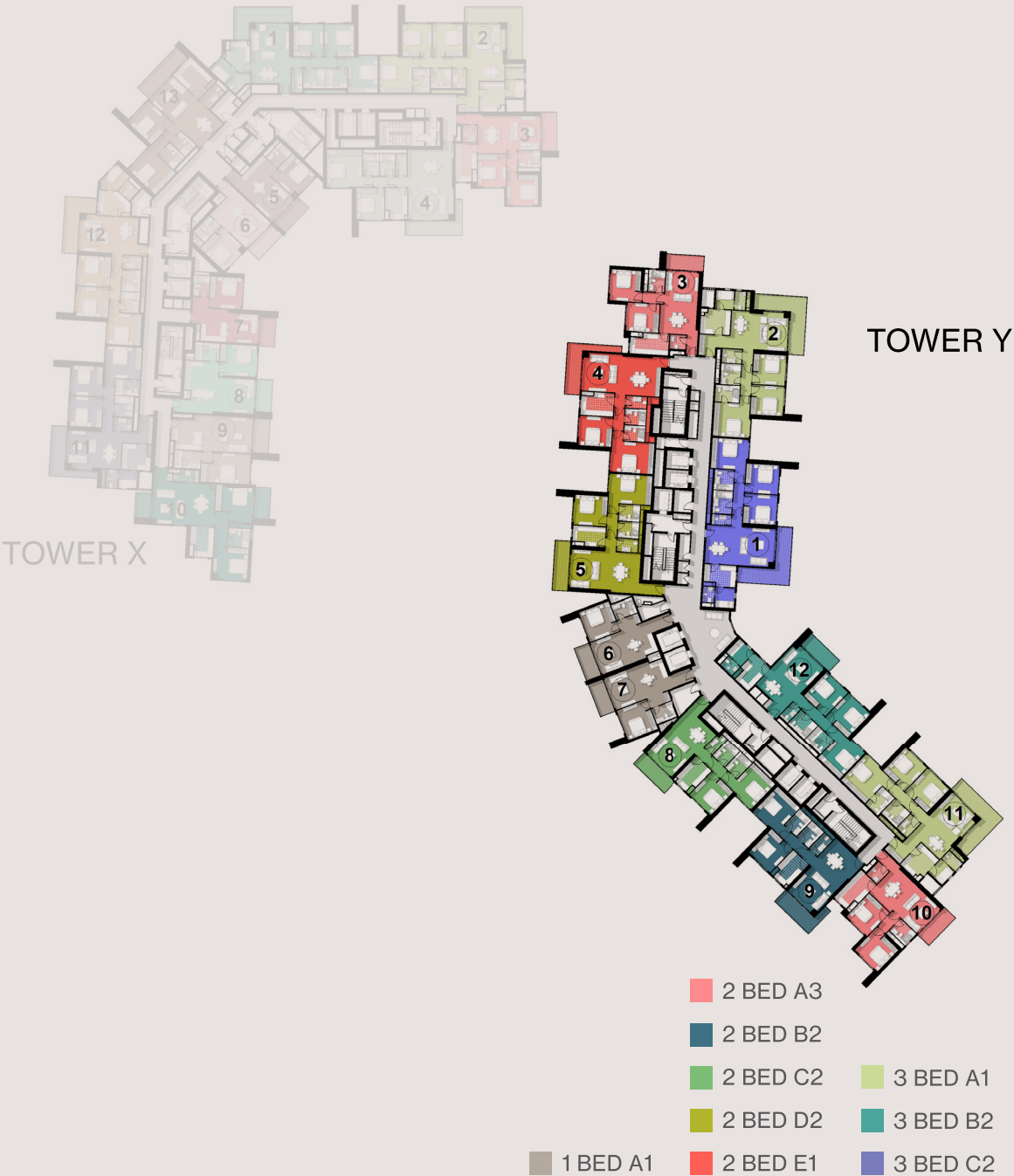
TOWER Y
LEVEL 5



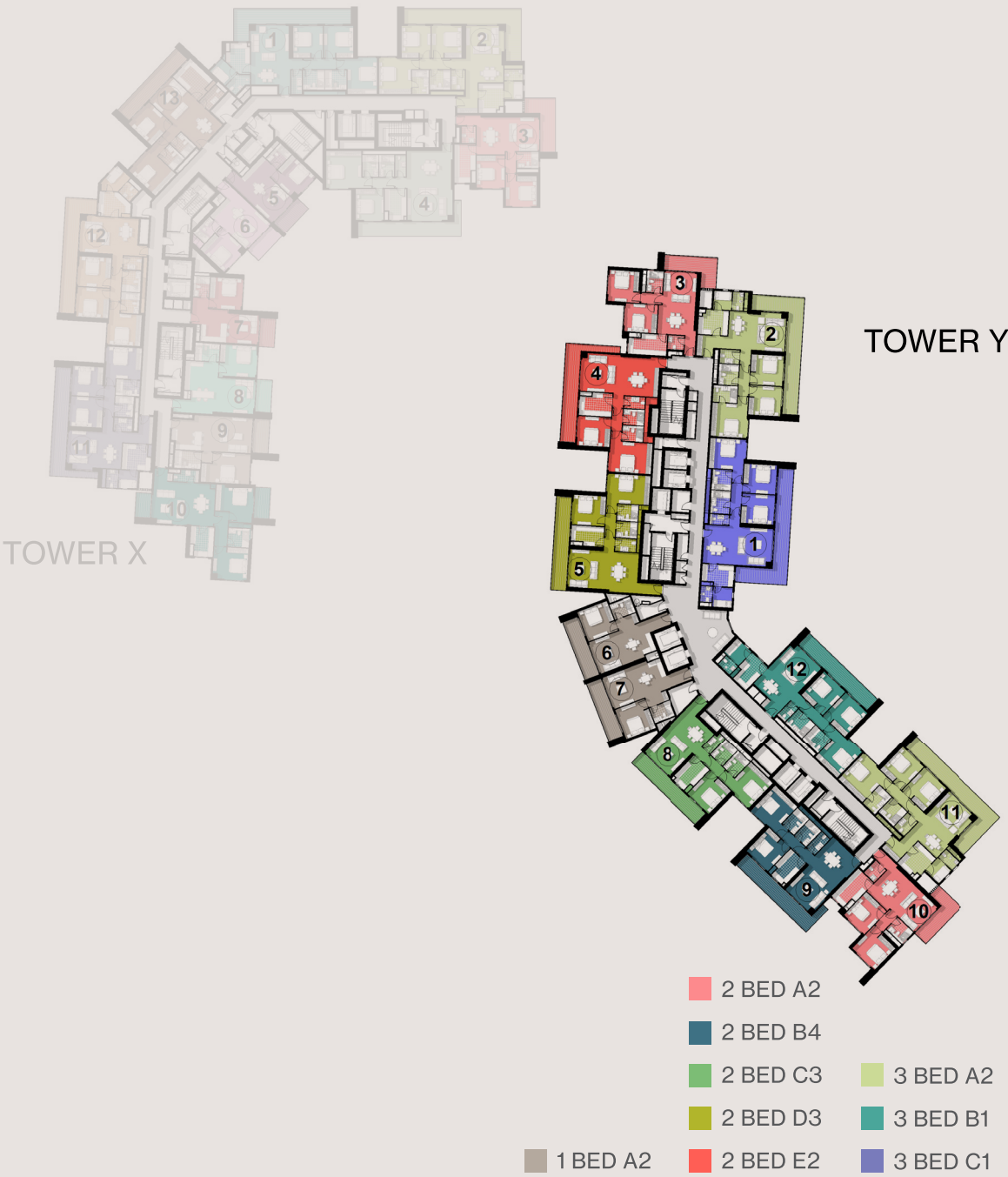
TOWER Y
LEVEL 6



TOWER Y
LEVEL 7

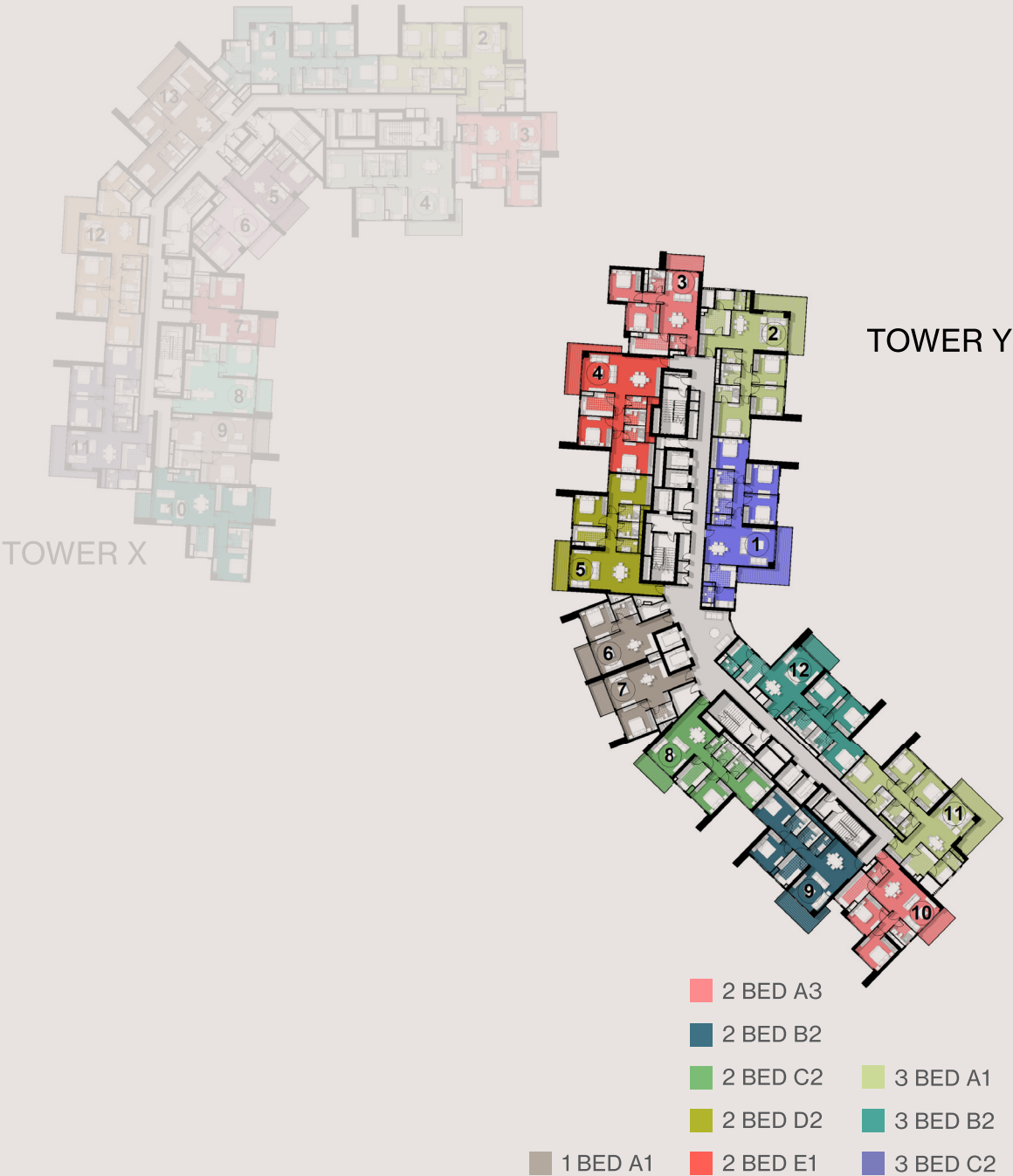


TOWER Y
LEVEL 8

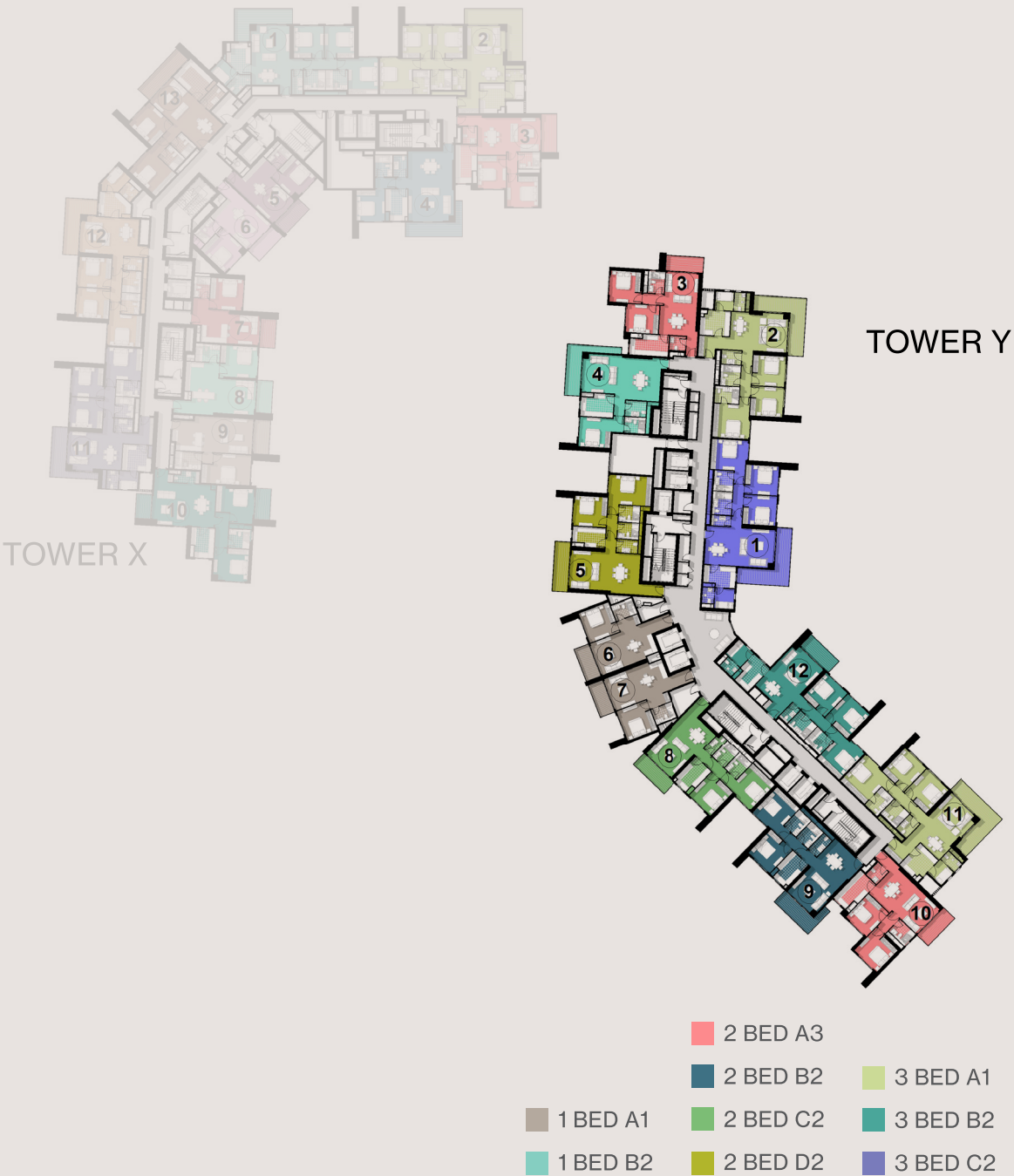


TOWER Y

LEVEL 9

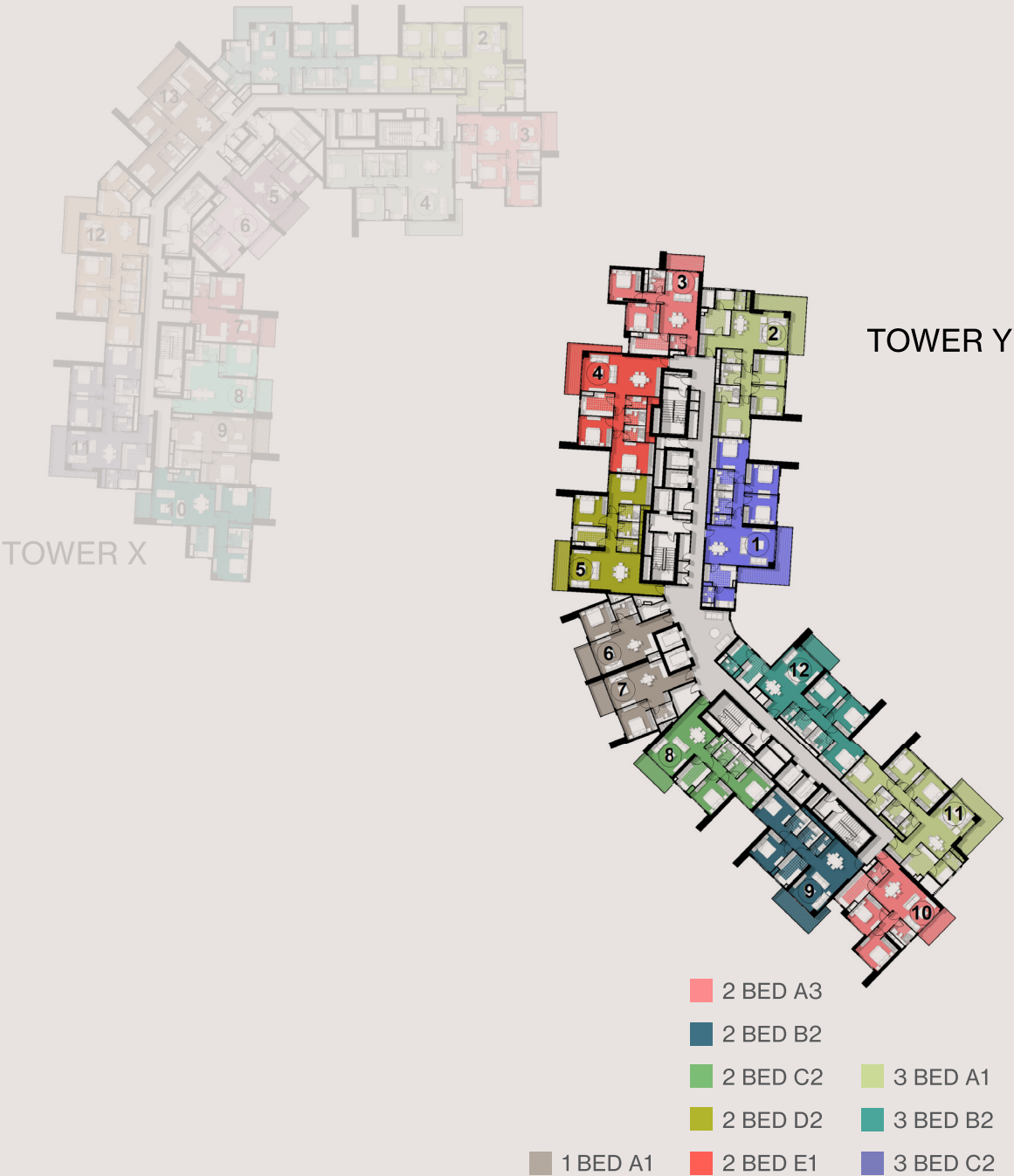


TOWER Y
LEVEL 10

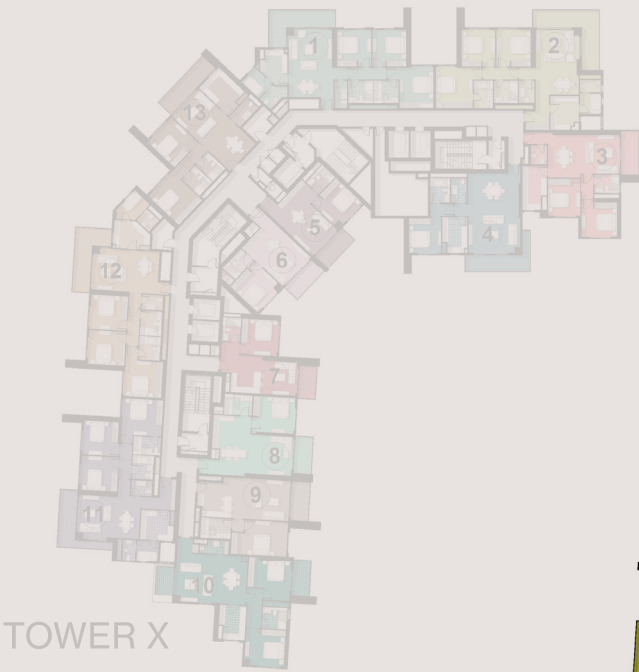


TOWER Y

LEVEL 11



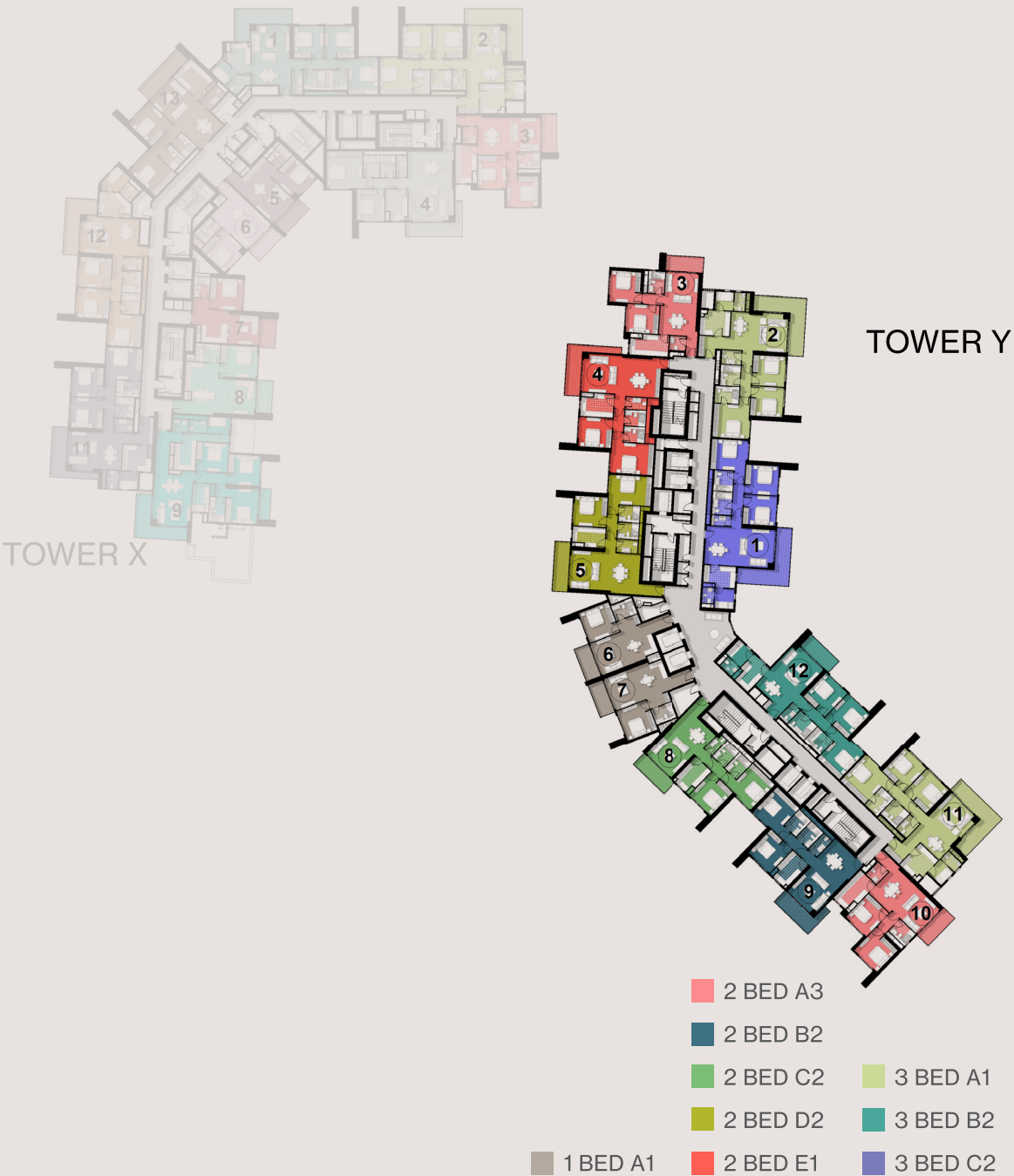
TOWER Y
LEVEL 12



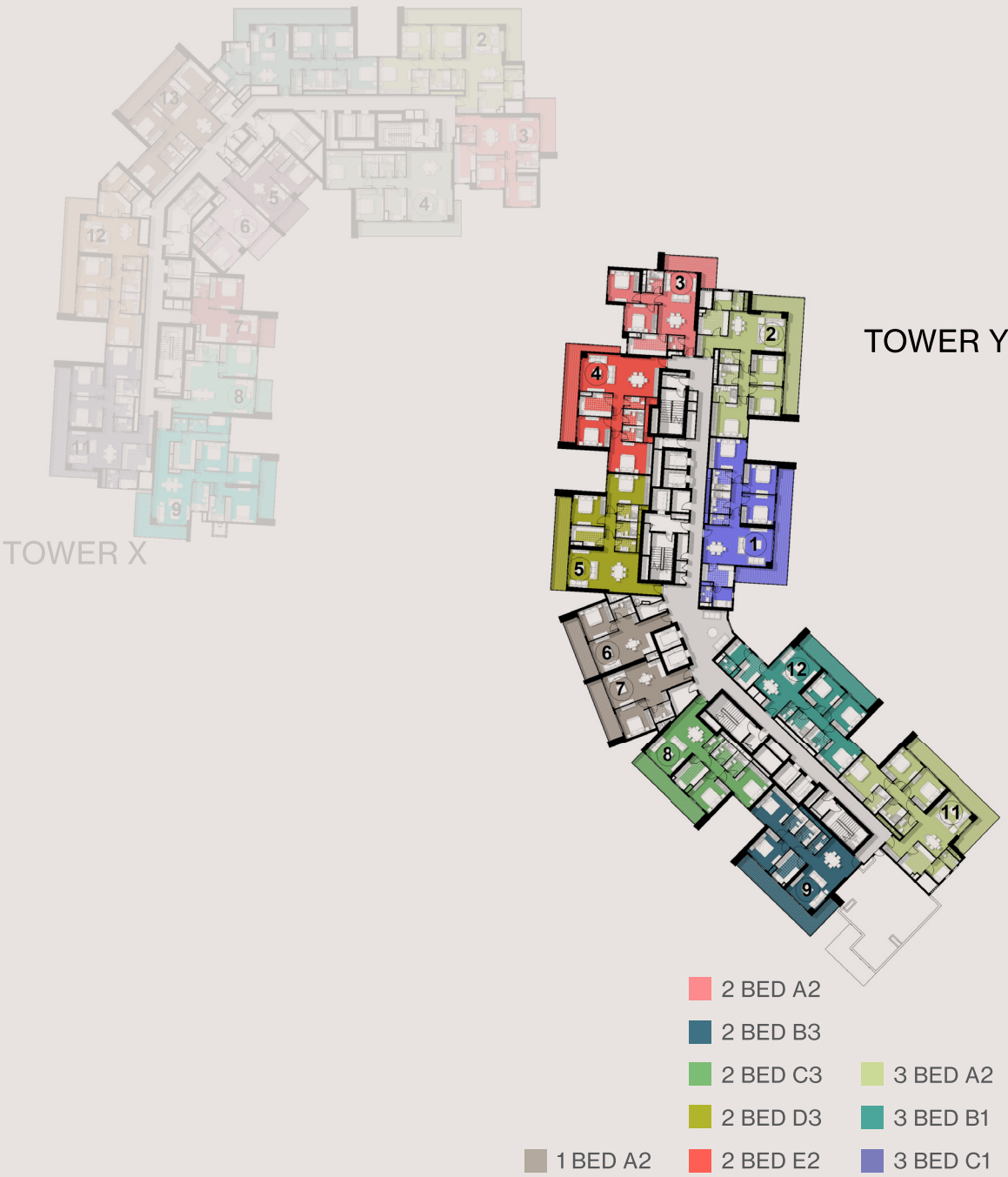
TOWER Y

- | | | |
|----------|----------|----------|
| 1 BED A1 | 2 BED A3 | 3 BED A1 |
| 1 BED B2 | 2 BED B2 | 3 BED B2 |
| 2 BED C2 | 2 BED D2 | 3 BED C2 |

TOWER Y
LEVEL 13

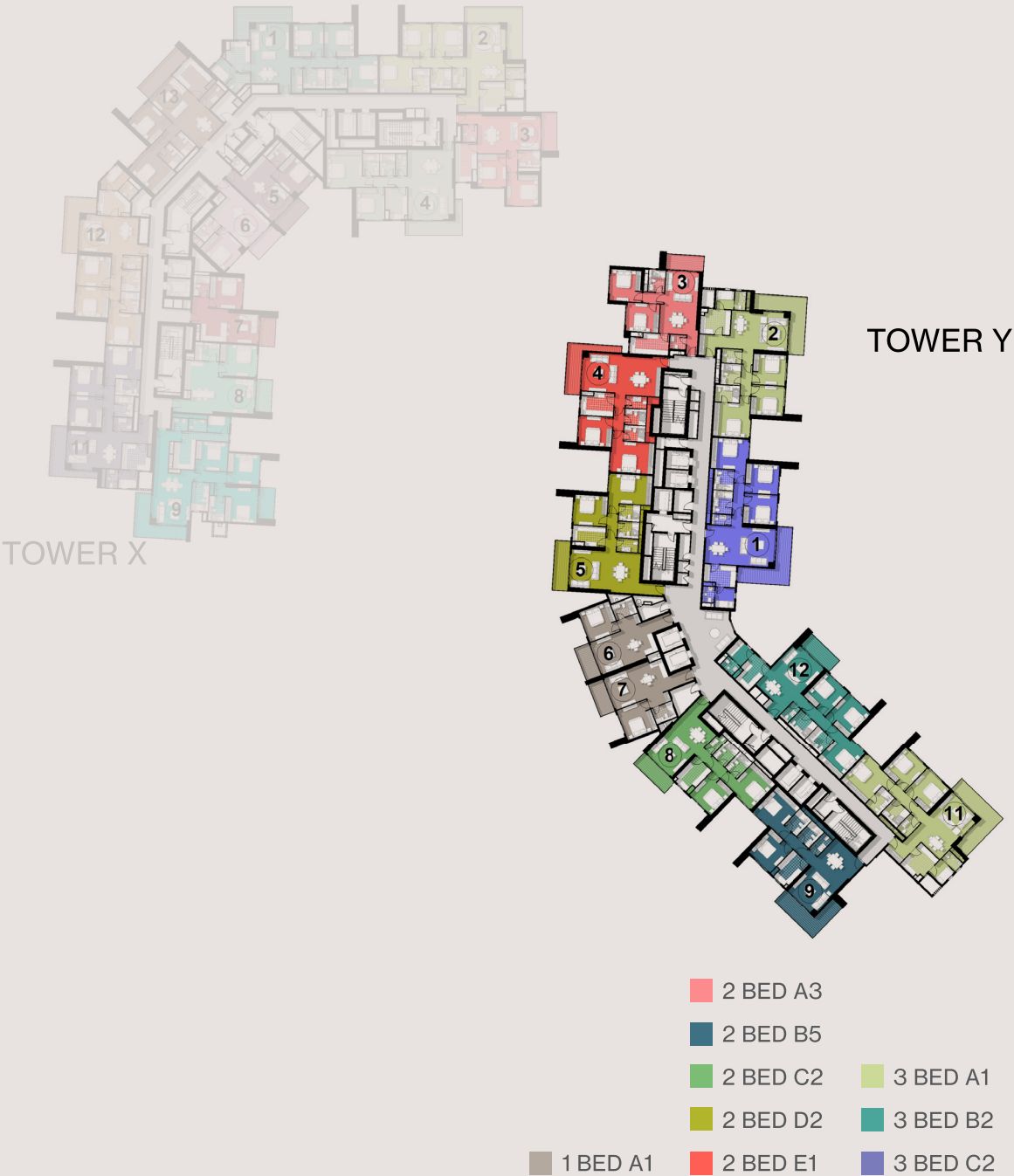


TOWER Y
LEVEL 14



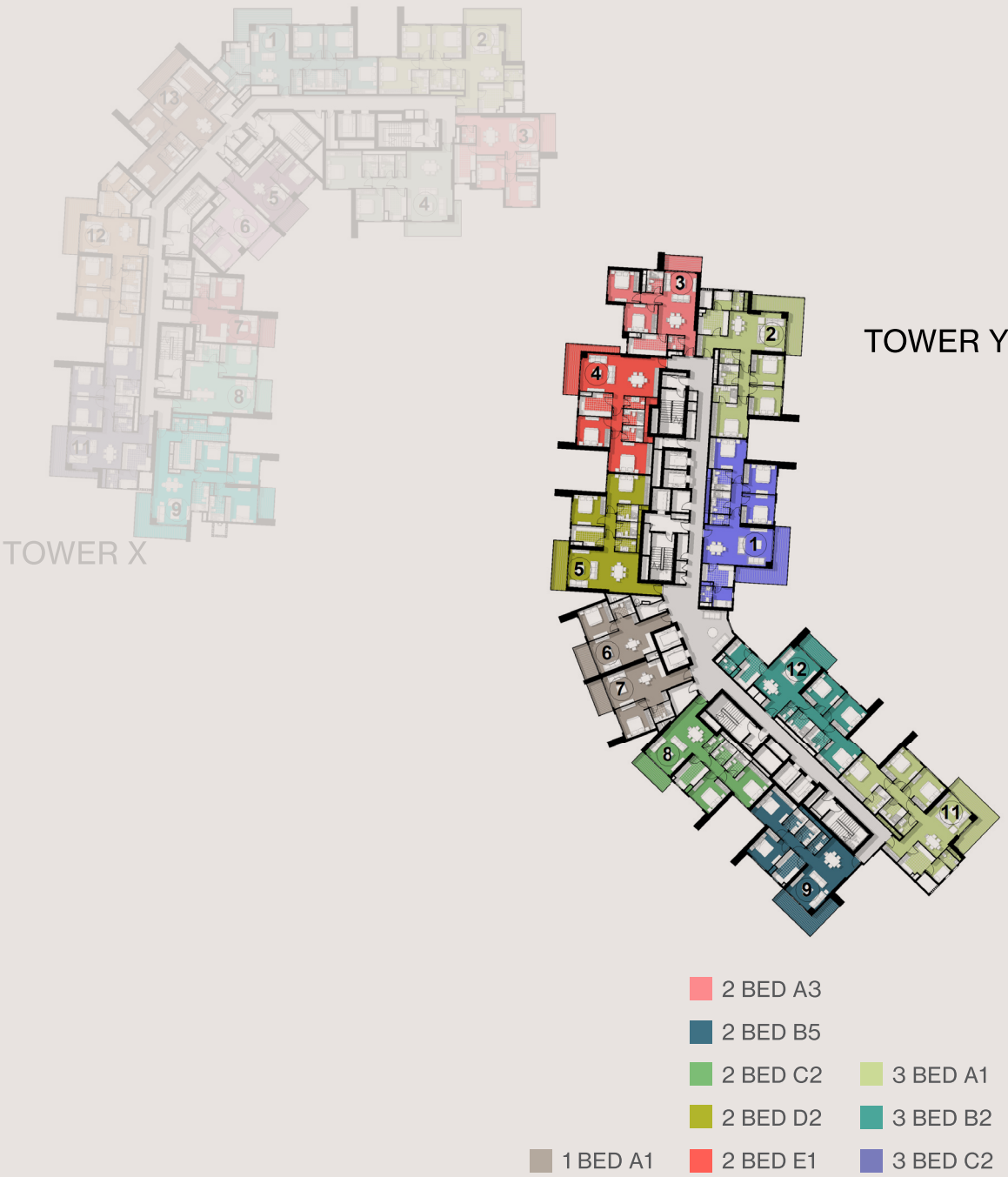
TOWER Y

LEVEL 15

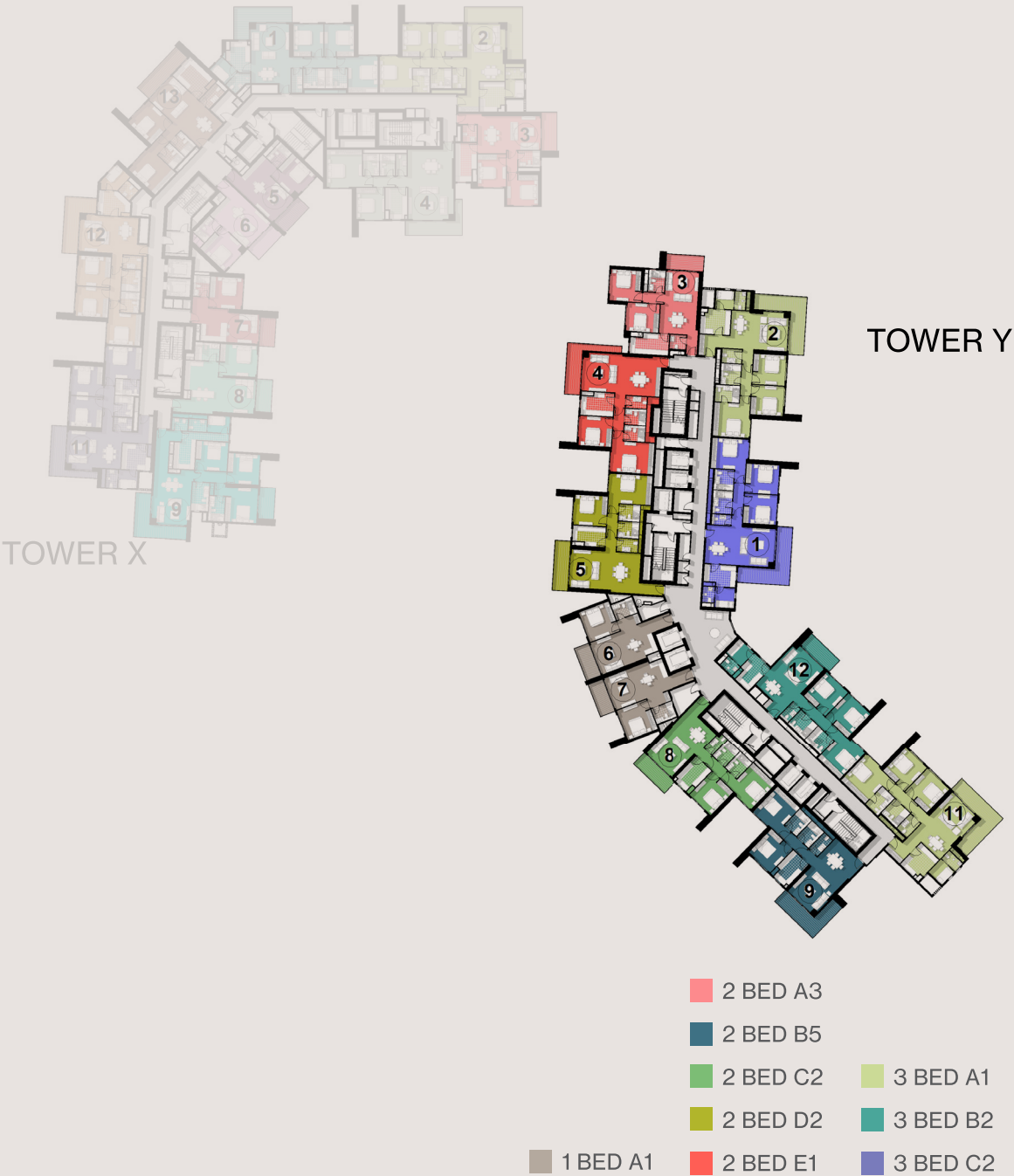


TOWER Y

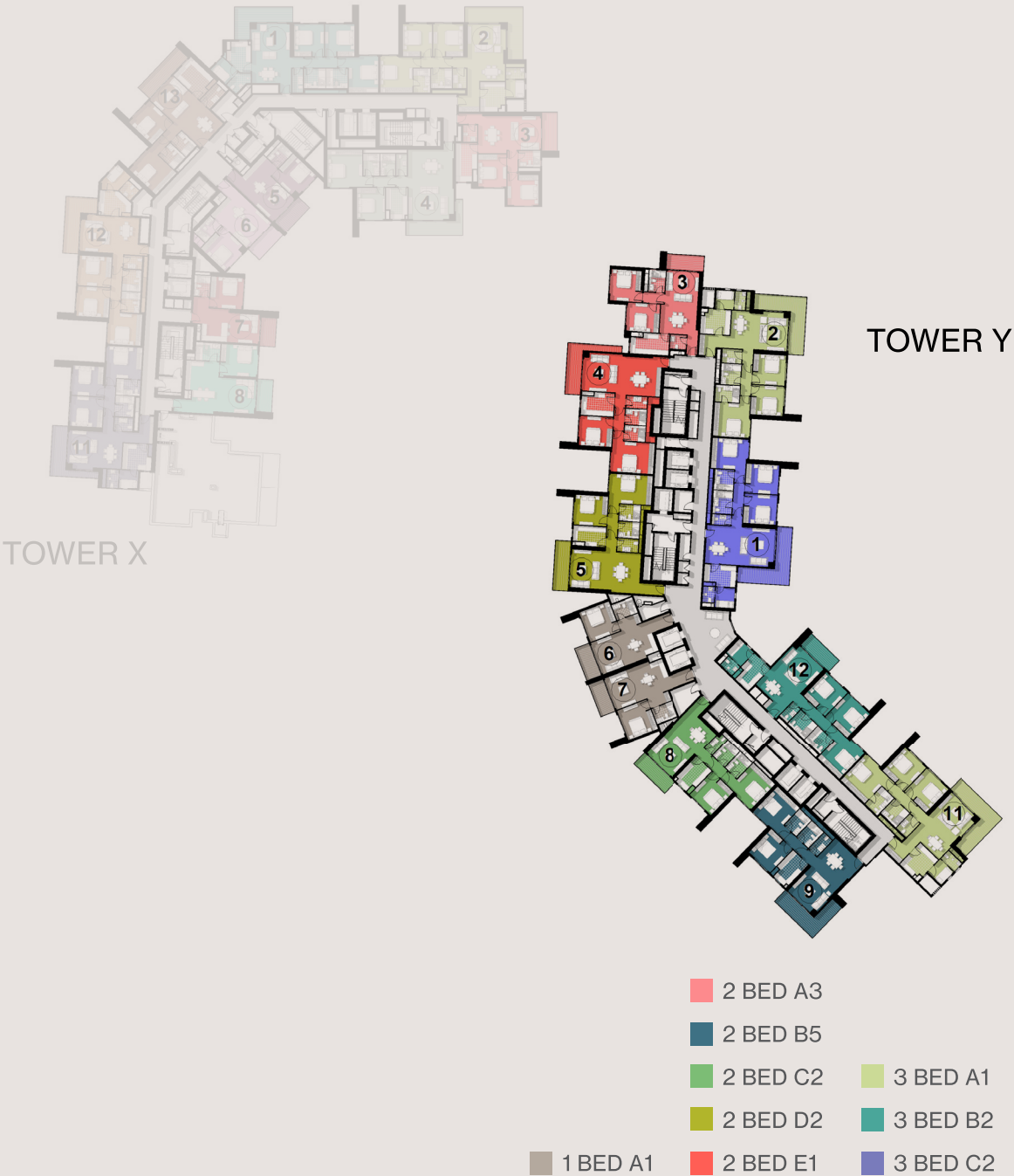
LEVEL 16



TOWER Y
LEVEL 17



TOWER Y
LEVEL 18



TOWER Y
LEVEL 19



TOWER X



TOWER Y

- 2 BED A3
- 2 BED B5
- 2 BED C2
- 2 BED D2
- 1 BED A1
- 2 BED E1
- 3 BED A1
- 3 BED B2
- 3 BED C2

TOWER Y
LEVEL 20



TOWER X

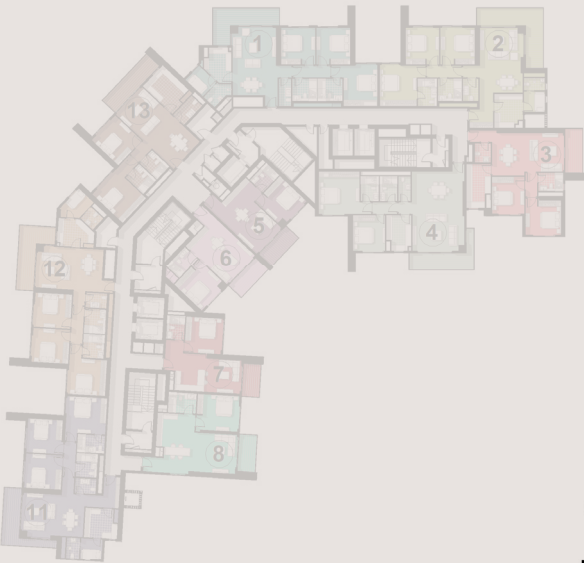


TOWER Y

- | | | |
|----------|----------|----------|
| 1 BED A2 | 2 BED A2 | 3 BED A2 |
| 1 BED C1 | 2 BED C3 | 3 BED B1 |
| | 2 BED D3 | 3 BED C1 |

TOWER Y

LEVEL 21



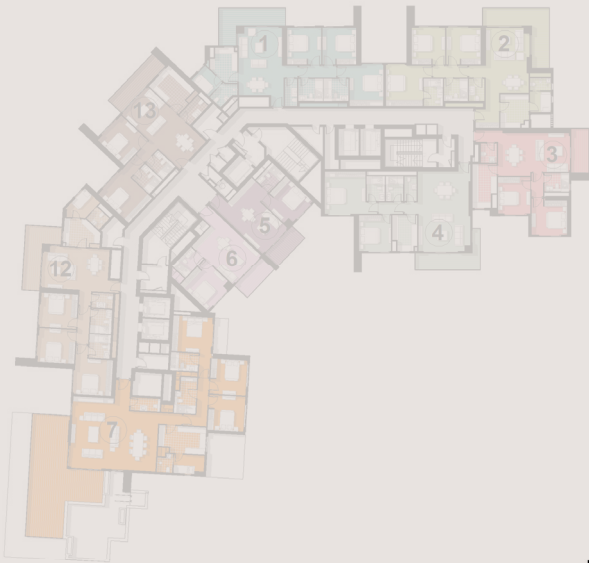
TOWER X



TOWER Y

- 2 BED A3
- 2 BED C2
- 2 BED D2
- 1 BED A1
- 2 BED E1
- 3 BED A1
- 3 BED B2
- 3 BED C2

TOWER Y
LEVEL 22



TOWER X



TOWER Y

- 2 BED A3
- 2 BED C2
- 2 BED D2
- 2 BED E1
- 3 BED A1
- 3 BED B2
- 3 BED C2

1 BED A1

TOWER Y

LEVEL 23



TOWER X



TOWER Y

- 2 BED A3
- 2 BED C2
- 2 BED D2
- 1 BED A1
- 2 BED E1
- 3 BED A1
- 3 BED B2
- 3 BED C2

TOWER Y

LEVEL 24



TOWER X



TOWER Y

- 2 BED A3
- 2 BED C2
- 2 BED D2
- 1 BED A1
- 3 BED A1
- 3 BED B2
- 3 BED C2
- 2 BED E1

TOWER Y
LEVEL 25



TOWER X



TOWER Y

- 2 BED A3
- 2 BED D4
- 2 BED E1
- 3 BED A1
- 3 BED C2

TOWER Y

LEVEL 26



TOWER X



TOWER Y

- 2 BED A2
- 2 BED D5
- 2 BED E2
- 3 BED A2
- 3 BED C1

TOWER Y

LEVEL 27



- 2 BED D6
- 2 BED E1
- 3 BED C2
- 4 BED A1

TOWER Y

LEVEL 28



TOWER Y

- 2 BED D6
- 2 BED E1
- 3 BED C2
- 4 BED A2

TOWER Y
LEVEL 29



TOWER Y



TOWER Y

1 BED - A1

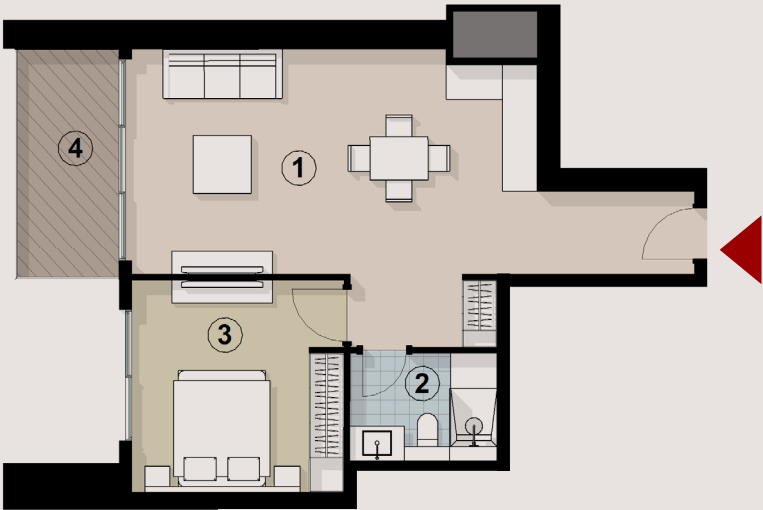
7th, 9th to 13th, 15th to 19th and 21st to 24th FLOOR

TOTAL AREA: 88 M²

INTERNAL AREA: 80 M²

TERRACE AREA: 8 M²

	Room	Dimensions
01	Living/Dining/Kitchen	7.00 x 3.90m
02	Bathroom	2.50 x 1.85m
03	Bedroom	3.65 x 3.65m
04	Terrace	3.95 x 1.80m



TOWER Y

1 BED - A2

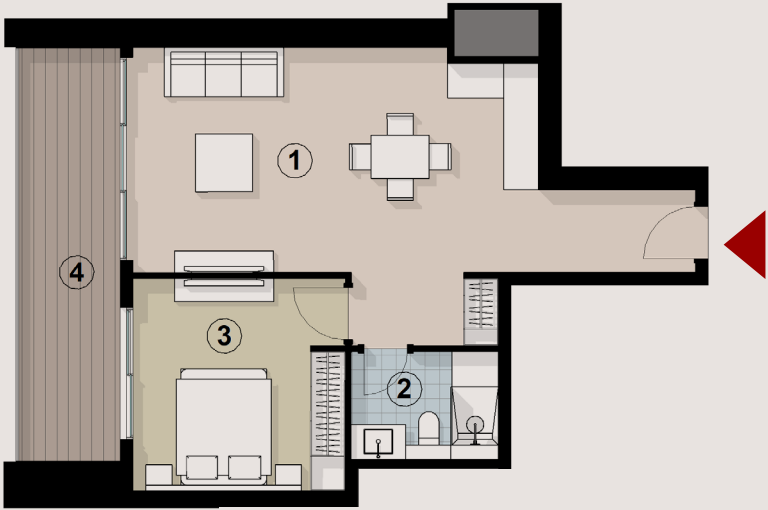
8th, 14th and 20th FLOOR

TOTAL AREA: 93 M²

INTERNAL AREA: 80 M²

TERRACE AREA: 13 M²

	Room	Dimensions
01	Living/Dining/Kitchen	7.00 x 3.90m
02	Bathroom	2.50 x 1.85m
03	Bedroom	3.65 x 3.65m
04	Terrace	7.15 x 1.80m



TOWER Y

1 BED - B1

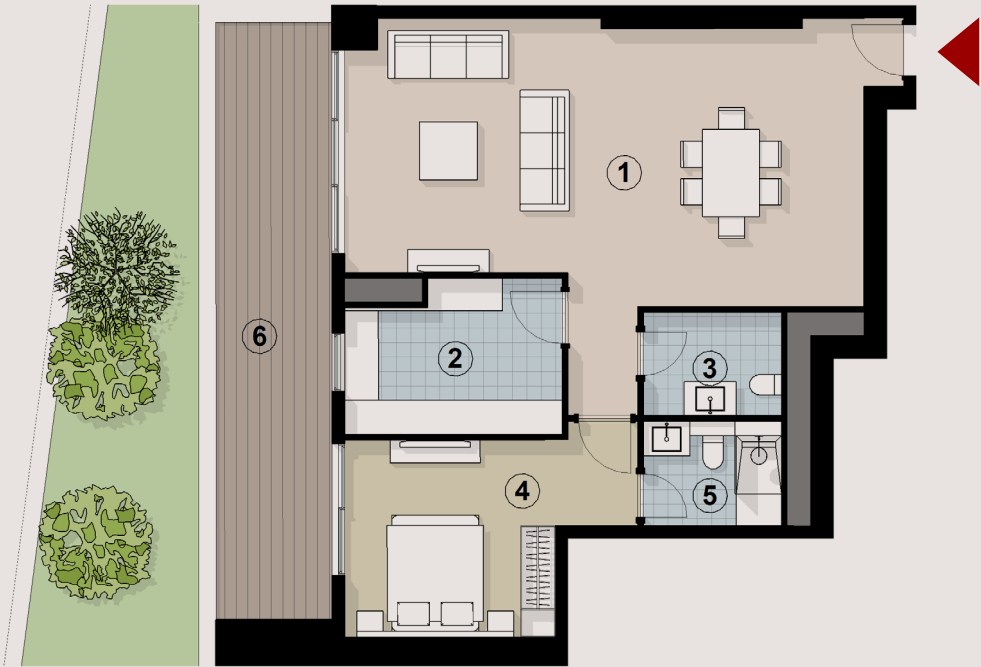
5th FLOOR

TOTAL AREA: 141 M²

INTERNAL AREA: 117 M²

TERRACE AREA: 24 M²

	Room	Dimensions
01	Living/Dining	8.95 x 4.95m
02	Kitchen	3.75 x 2.70m
03	Guest Toilet	2.40 x 1.75m
04	Master Bedroom	3.65 x 3.35m
05	Master Bathroom	2.40 x 1.80m
06	Terrace	2.00 x 10.00m



TOWER Y

1 BED - B2

10th, 12th and 29th FLOOR

TOTAL AREA: 132 M²

INTERNAL AREA: 117 M²

TERRACE AREA: 15 M²

	Room	Dimensions
01	Living/Dining	8.95 x 4.95m
02	Kitchen	3.75 x 2.70m
03	Guest Toilet	2.40 x 1.75m
04	Master Bedroom	3.65 x 3.35m
05	Master Bathroom	2.40 x 1.80m
06	Terrace	5.85 x 1.80m



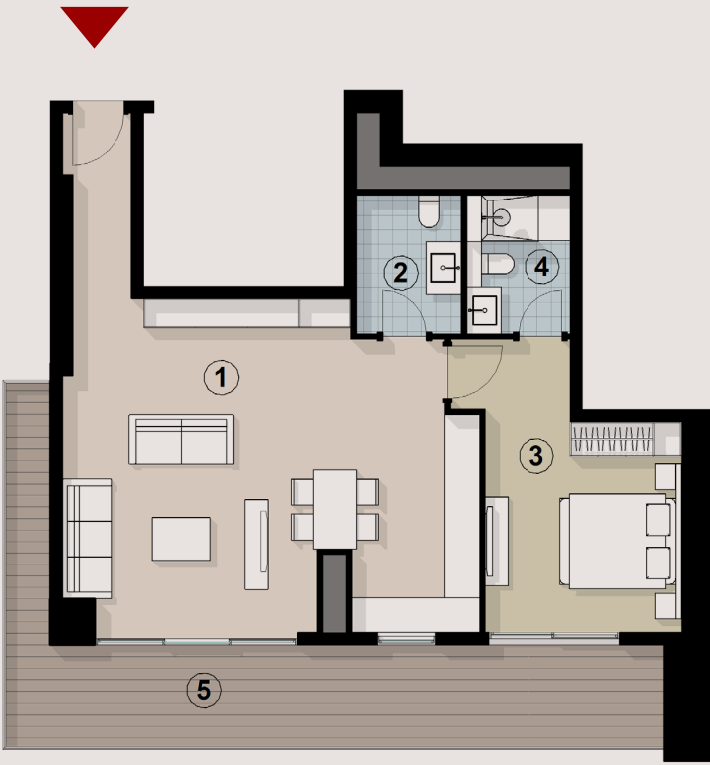
TOWER Y

1 BED - C1

20th FLOOR

TOTAL AREA: 124 M²
INTERNAL AREA: 99 M²
TERRACE AREA: 25 M²

	Room	Dimensions
01	Living/Dining/Kitchen	7.20 x 5.75m
02	Guest Toilet	2.40 x 1.75m
03	Master Bedroom	3.65 x 3.35m
04	Master Bathroom	2.40 x 1.80m
05	Terrace	11.35 x 1.80m



TOWER Y

2 BED - A1

1st and 5th FLOOR

TOTAL AREA: 163 M²

INTERNAL AREA: 122 M²

TERRACE AREA: 41 M²

	Room	Dimensions
01	Living/Dining	7.15 x 4.30m
02	Kitchen	4.40 x 2.50m
03	Guest Toilet	1.95 x 1.60m
04	Bedroom 1	3.70 x 3.25m
05	Bathroom	2.45 x 1.85m
06	Bedroom 2	3.60 x 3.45m
07	Terrace 1	4.35 x 1.80m
08	Terrace 2	9.10 x 3.85m



TOWER Y

2 BED - A2

2nd, 8th, 14th, 20th and 26th FLOOR

TOTAL AREA: 137 M²

INTERNAL AREA: 122 M²

TERRACE AREA: 15 M²

	Room	Dimensions
01	Living/Dining	7.15 x 4.30m
02	Kitchen	4.40 x 2.50m
03	Guest Toilet	1.95 x 1.60m
04	Bedroom 1	3.70 x 3.25m
05	Bathroom	2.45 x 1.85m
06	Bedroom 2	3.60 x 3.45m
07	Terrace	3.55 x 5.85m



TOWER Y

2 BED - A3

3rd to 7th, 9th to 13th, 15th to 19th and 21st to 25th FLOOR

TOTAL AREA: 131 M²

INTERNAL AREA: 122 M²

TERRACE AREA: 9 M²

	Room	Dimensions
01	Living/Dining	7.15 x 4.30m
02	Kitchen	4.40 x 2.50m
03	Guest Toilet	1.95 x 1.60m
04	Bedroom 1	3.70 x 3.25m
05	Bathroom	2.45 x 1.85m
06	Bedroom 2	3.60 x 3.45m
07	Terrace	4.35 x 1.80m



TOWER Y

2 BED - B1

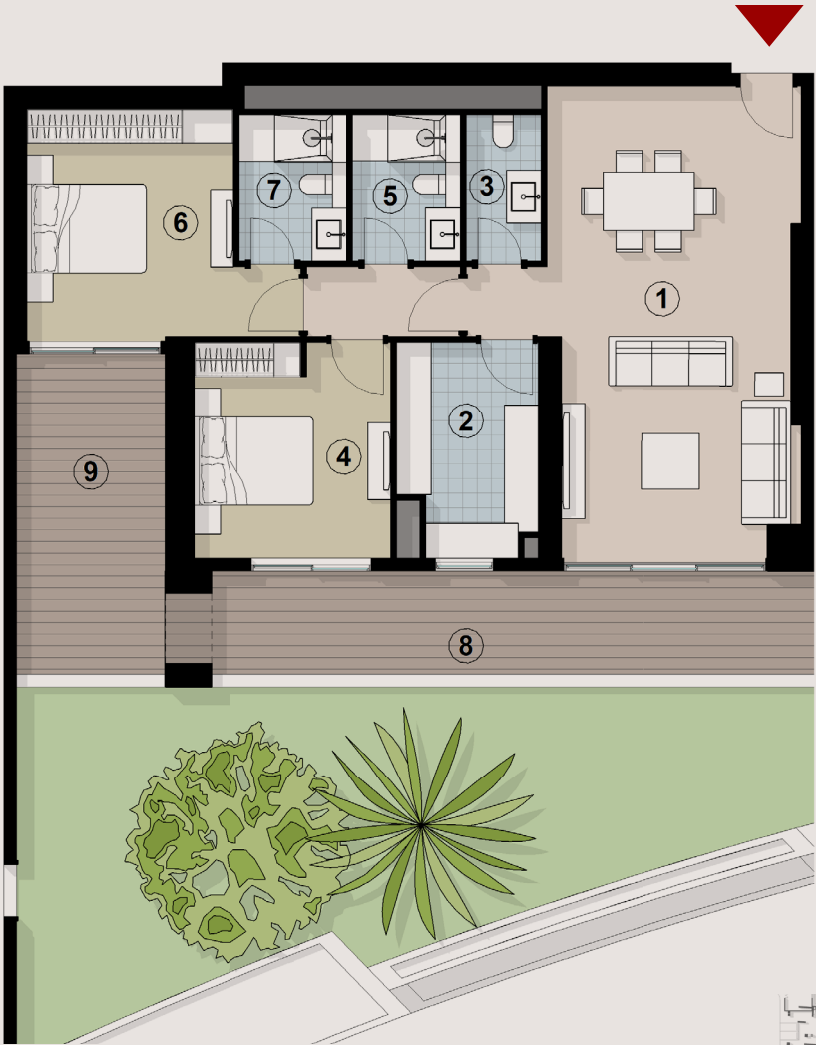
2nd FLOOR

TOTAL AREA: 172 M²

INTERNAL AREA: 135 M²

TERRACE AREA: 37 M²

	Room	Dimensions
01	Living/Dining	8.15 x 4.35m
02	Kitchen	3.70 x 2.40m
03	Guest Toilet	2.50 x 1.25m
04	Bedroom	3.70 x 3.40m
05	Bathroom	2.50 x 1.85m
06	Master Bedroom	4.00 x 3.55m
07	Master Bathroom	2.50 x 1.85m
08	Terrace 1	10.40 x 2.00m
09	Terrace 2	5.50 x 2.55m



TOWER Y

2 BED - B2

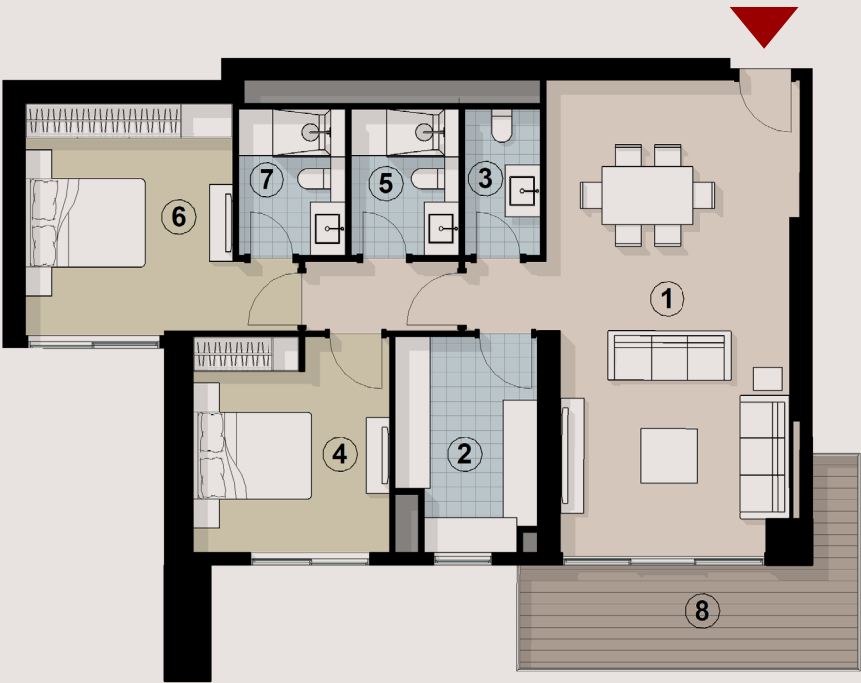
3rd to 7th and 9th to 13th FLOOR

TOTAL AREA: 148 M²

INTERNAL AREA: 135 M²

TERRACE AREA: 13 M²

	Room	Dimensions
01	Living/Dining	8.15 x 4.35m
02	Kitchen	3.70 x 2.40m
03	Guest Toilet	2.50 x 1.25m
04	Bedroom	3.70 x 3.40m
05	Bathroom	2.50 x 1.85m
06	Master Bedroom	4.00 x 3.55m
07	Master Bathroom	2.50 x 1.80m
08	Terrace	5.40 x 1.80m



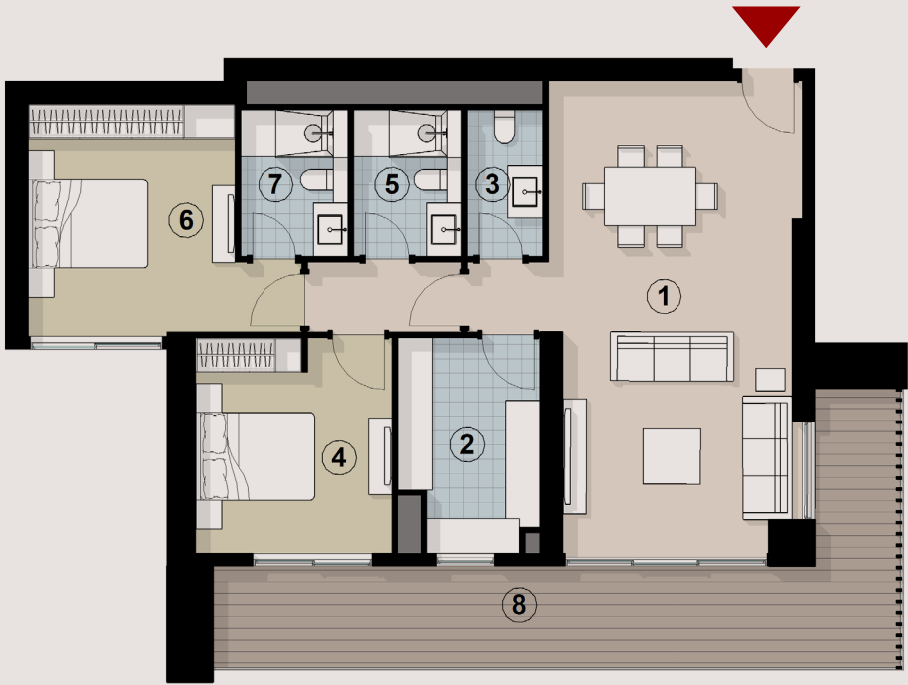
TOWER Y

2 BED - B3

14th FLOOR

TOTAL AREA: 162 M²
INTERNAL AREA: 135 M²
TERRACE AREA: 27 M²

	Room	Dimensions
01	Living/Dining	8.15 x 4.35m
02	Kitchen	3.70 x 2.40m
03	Guest Toilet	2.50 x 1.25m
04	Bedroom	3.70 x 3.40m
05	Bathroom	2.50 x 1.85m
06	Master Bedroom	4.00 x 3.55m
07	Master Bathroom	2.50 x 1.85m
08	Terrace	11.90 x 4.80m



TOWER Y

2 BED - B4

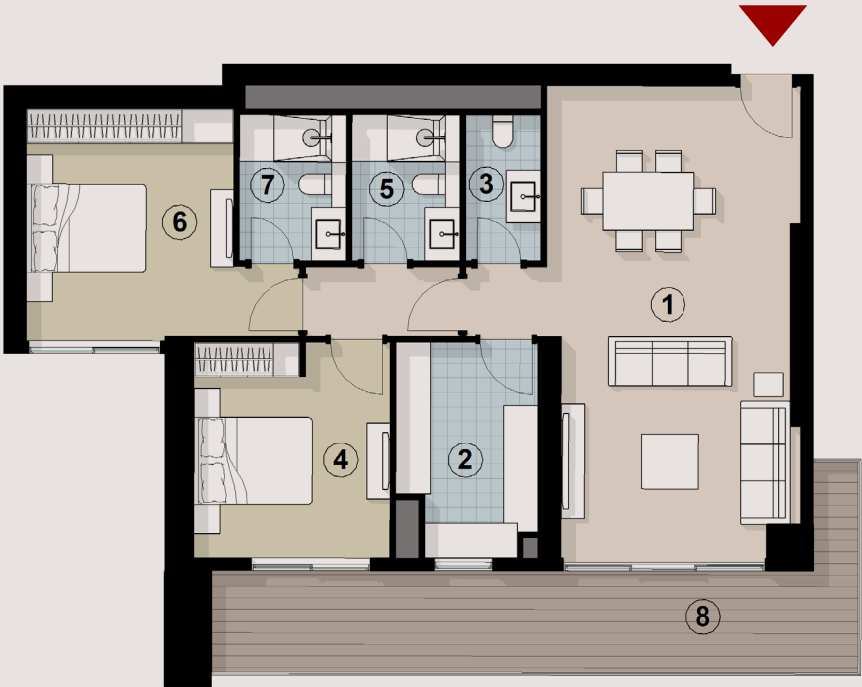
8th FLOOR

TOTAL AREA: 157 M²

INTERNAL AREA: 135 M²

TERRACE AREA: 22 M²

	Room	Dimensions
01	Living/Dining	8.15 x 4.35m
02	Kitchen	3.70 x 2.40m
03	Guest Toilet	2.50 x 1.25m
04	Bedroom	3.70 x 3.40m
05	Bathroom	2.50 x 1.85m
06	Master Bedroom	4.00 x 3.55m
07	Master Bathroom	2.50 x 1.85m
08	Terrace	11.00 x 1.80m



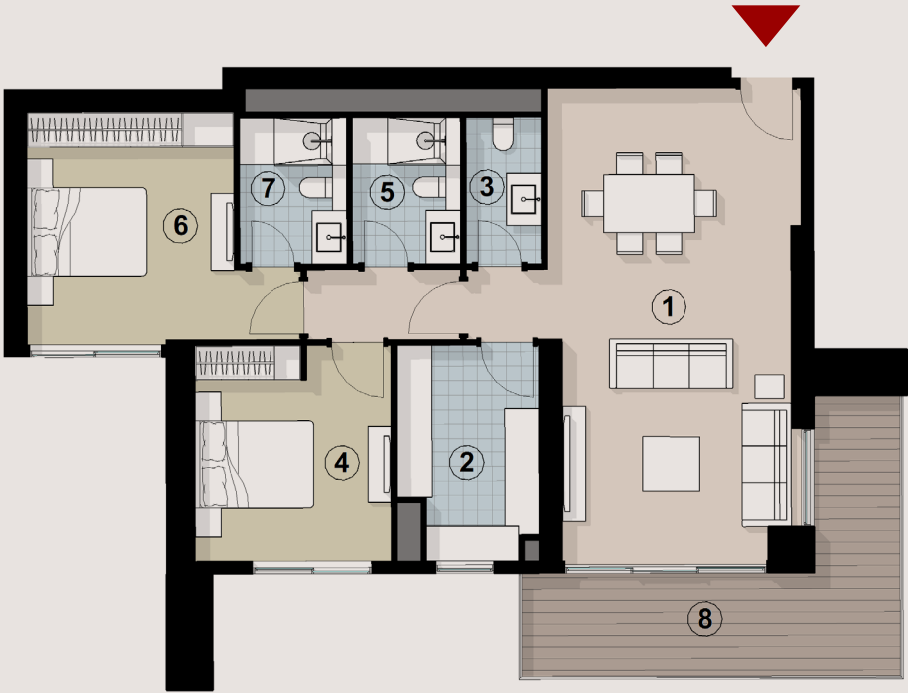
TOWER Y

2 BED - B5

15th to 19th FLOOR

TOTAL AREA: 152 M²
INTERNAL AREA: 135 M²
TERRACE AREA: 17 M²

	Room	Dimensions
01	Living/Dining	8.15 x 4.35m
02	Kitchen	3.70 x 2.40m
03	Guest Toilet	2.50 x 1.25m
04	Bedroom	3.70 x 3.40m
05	Bathroom	2.50 x 1.85m
06	Master Bedroom	4.00 x 3.55m
07	Master Bathroom	2.50 x 1.85m
08	Terrace	6.10 x 4.80m



TOWER Y

2 BED - C1

4th FLOOR

TOTAL AREA: 155 M²
INTERNAL AREA: 133 M²
TERRACE AREA: 22 M²

	Room	Dimensions
01	Living/Dining	7.15 x 4.05m
02	Kitchen	3.70 x 2.45m
03	Guest Toilet	2.50 x 1.20m
04	Bedroom	3.70 x 3.35m
05	Bathroom	2.50 x 1.90m
06	Master Bedroom	4.00 x 3.50m
07	Master Bathroom	2.50 x 1.85m
08	Terrace	10.00 x 2.00m



TOWER Y

2 BED - C2

5th to 7th, 9th to 13th, 15th to 19th and 21st to 24th FLOOR

TOTAL AREA: 143 M²

INTERNAL AREA: 133 M²

TERRACE AREA: 10 M²

	Room	Dimensions
01	Living/Dining	7.15 x 4.05m
02	Kitchen	3.70 x 2.45m
03	Guest Toilet	2.50 x 1.20m
04	Bedroom	3.70 x 3.35m
05	Bathroom	2.50 x 1.90m
06	Master Bedroom	4.00 x 3.50m
07	Master Bathroom	2.50 x 1.85m
08	Terrace	4.90 x 1.80m



TOWER Y

2 BED - C3

8th, 14th and 20th FLOOR

TOTAL AREA: 152 M²

INTERNAL AREA: 133 M²

TERRACE AREA: 19 M²

	Room	Dimensions
01	Living/Dining	7.15 x 4.05m
02	Kitchen	3.70 x 2.45m
03	Guest Toilet	2.50 x 1.20m
04	Bedroom	3.70 x 3.35m
05	Bathroom	2.50 x 1.90m
06	Master Bedroom	4.00 x 3.50m
07	Master Bathroom	2.50 x 1.85m
08	Terrace	10.00 x 1.80m



TOWER Y

2 BED - D1

5th FLOOR

TOTAL AREA: 186 M²

INTERNAL AREA: 147 M²

TERRACE AREA: 39 M²

	Room	Dimensions
01	Living/Dining	7.95 x 4.65m
02	Kitchen	3.75 x 2.25m
03	Guest Toilet	2.35 x 1.50m
04	Bedroom	3.75 x 3.45m
05	Bathroom	2.35 x 1.85m
06	Master Bedroom	4.85 x 3.45m
07	Master Bathroom	2.35 x 1.85m
08	Terrace 1	10.55 x 2.00m
09	Terrace 2	2.00 x 5.85m



TOWER Y

2 BED - D2

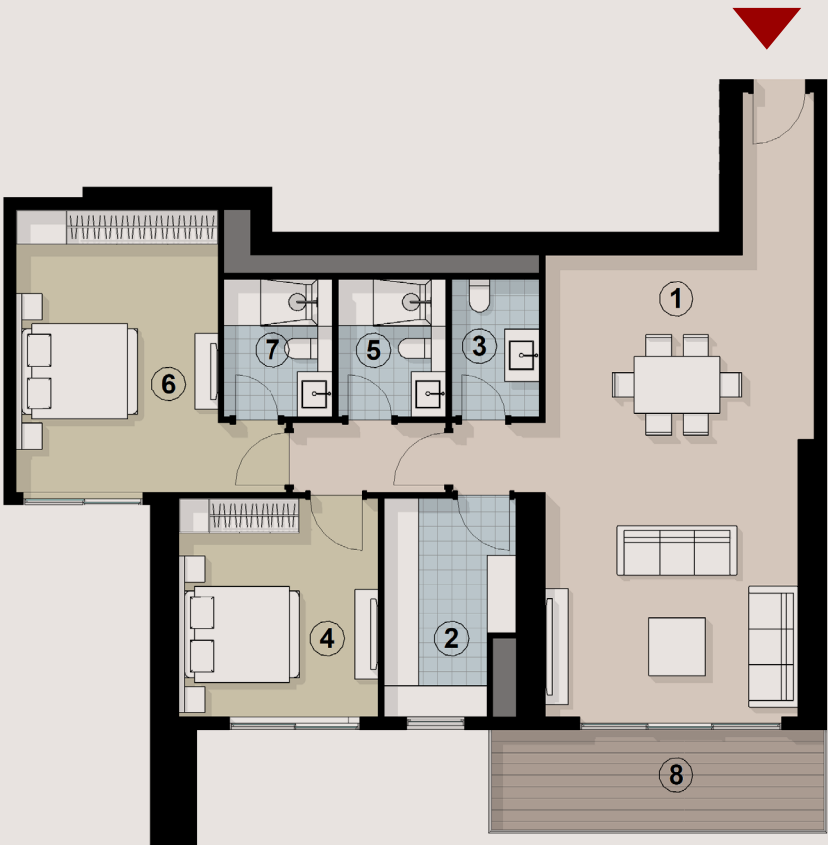
6th, 7th, 9th to 13th, 15th to 19th, 21st to 24th and 29th FLOOR

TOTAL AREA: 158 M²

INTERNAL AREA: 147 M²

TERRACE AREA: 11 M²

	Room	Dimensions
01	Living/Dining	7.95 x 4.65m
02	Kitchen	3.75 x 2.25m
03	Guest Toilet	2.35 x 1.50m
04	Bedroom	3.75 x 3.45m
05	Bathroom	2.35 x 1.85m
06	Master Bedroom	4.85 x 3.45m
07	Master Bathroom	2.35 x 1.85m
08	Terrace	5.75 x 1.80m



TOWER Y

2 BED - D3

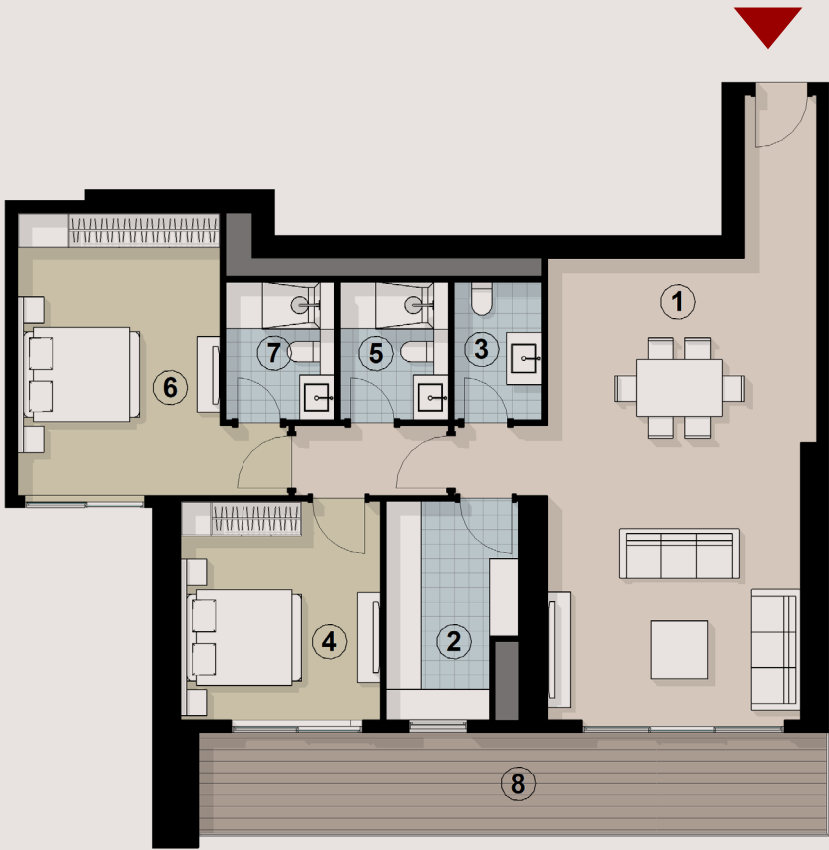
8th, 14th and 20th FLOOR

TOTAL AREA: 167 M²

INTERNAL AREA: 147 M²

TERRACE AREA: 20 M²

	Room	Dimensions
01	Living/Dining	7.95 x 4.65m
02	Kitchen	3.75 x 2.25m
03	Guest Toilet	2.35 x 1.50m
04	Bedroom	3.75 x 3.45m
05	Bathroom	2.35 x 1.85m
06	Master Bedroom	4.85 x 3.45m
07	Master Bathroom	2.35 x 1.85m
08	Terrace	10.30 x 1.80m



TOWER Y

2 BED - D4

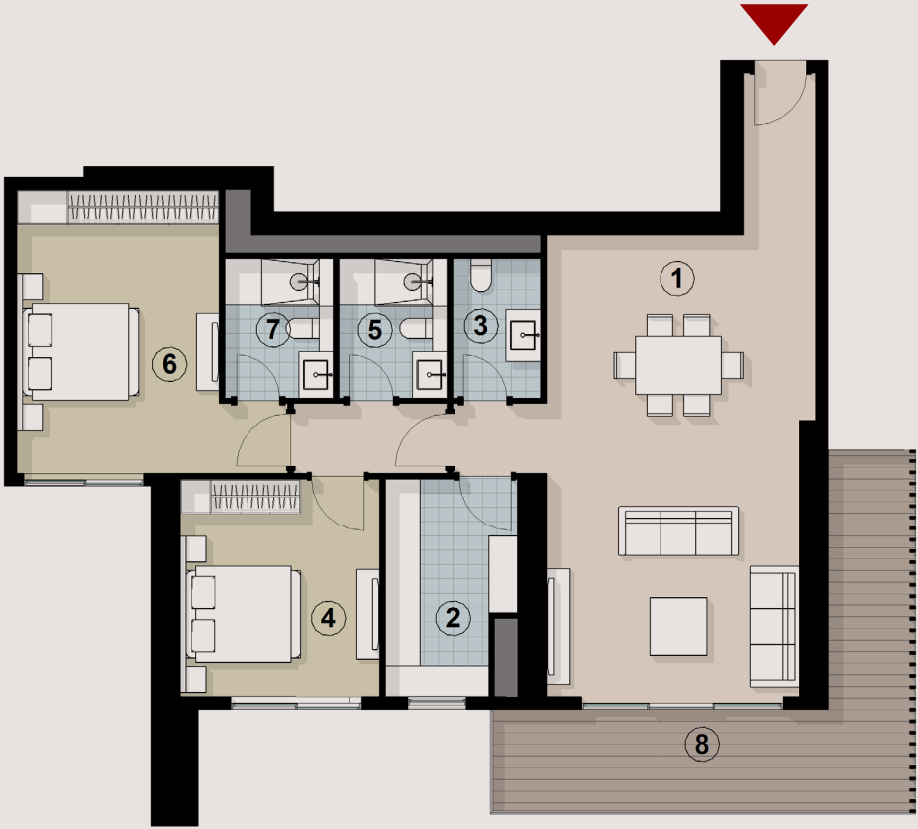
25th FLOOR

TOTAL AREA: 167 M²

INTERNAL AREA: 147 M²

TERRACE AREA: 20 M²

	Room	Dimensions
01	Living/Dining	7.95 x 4.65m
02	Kitchen	3.75 x 2.25m
03	Guest Toilet	2.35 x 1.50m
04	Bedroom	3.75 x 3.45m
05	Bathroom	2.35 x 1.85m
06	Master Bedroom	4.85 x 3.45m
07	Master Bathroom	2.35 x 1.85m
08	Terrace	7.30 x 6.25m



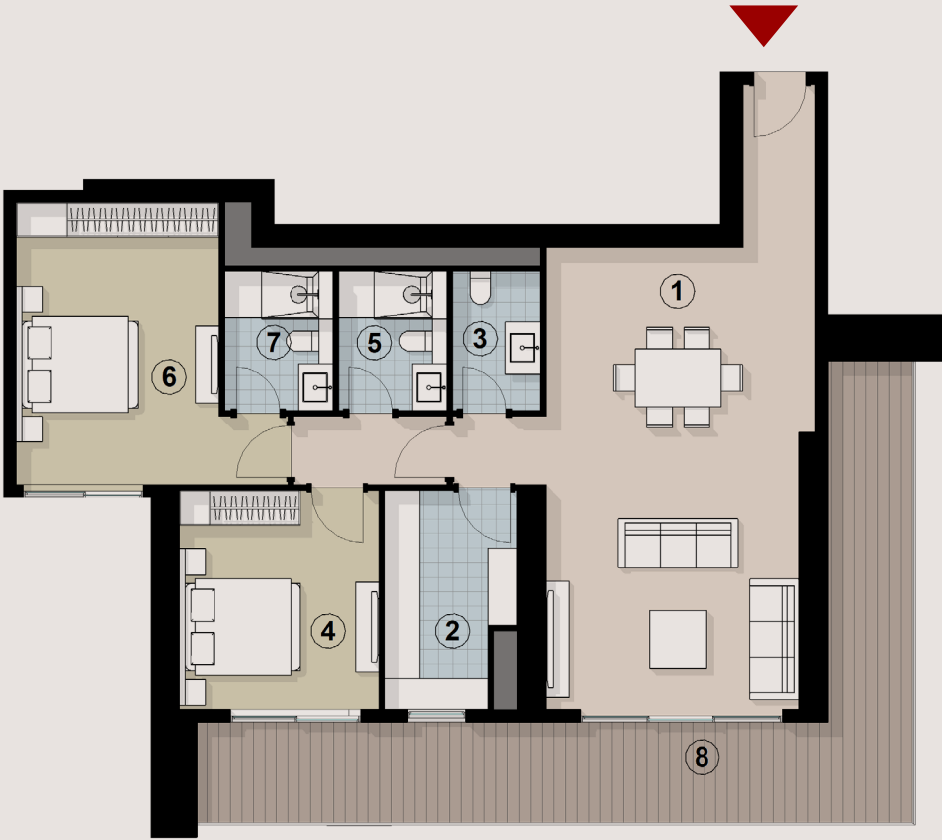
TOWER Y

2 BED - D5

26th FLOOR

TOTAL AREA: 179 M²
INTERNAL AREA: 147 M²
TERRACE AREA: 32 M²

	Room	Dimensions
01	Living/Dining	7.95 x 4.65m
02	Kitchen	3.75 x 2.25m
03	Guest Toilet	2.35 x 1.50m
04	Bedroom	3.75 x 3.45m
05	Bathroom	2.35 x 1.85m
06	Master Bedroom	4.85 x 3.45m
07	Master Bathroom	2.35 x 1.85m
08	Terrace	12.35 x 8.00m



TOWER Y

2 BED - D6

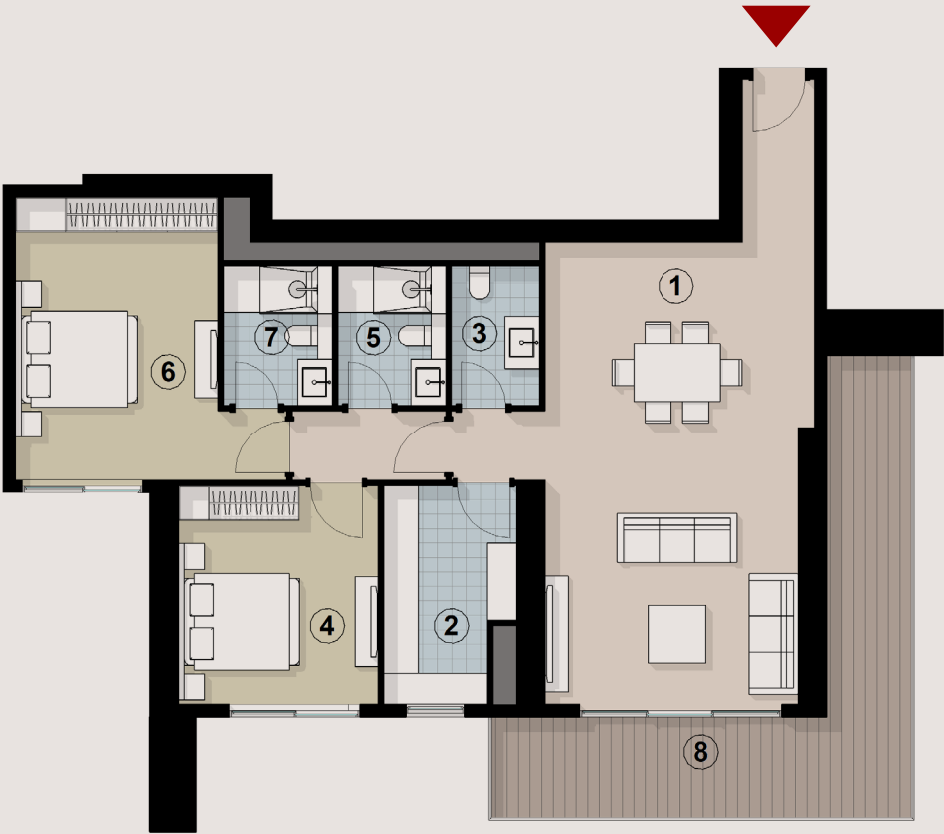
27th and 28th FLOOR

TOTAL AREA: 170 M²

INTERNAL AREA: 147 M²

TERRACE AREA: 23 M²

	Room	Dimensions
01	Living/Dining	7.95 x 4.65m
02	Kitchen	3.75 x 2.25m
03	Guest Toilet	2.35 x 1.50m
04	Bedroom	3.75 x 3.45m
05	Bathroom	2.35 x 1.85m
06	Master Bedroom	4.85 x 3.45m
07	Master Bathroom	2.35 x 1.85m
08	Terrace	8.00 x 7.25m



TOWER Y

2 BED - E1

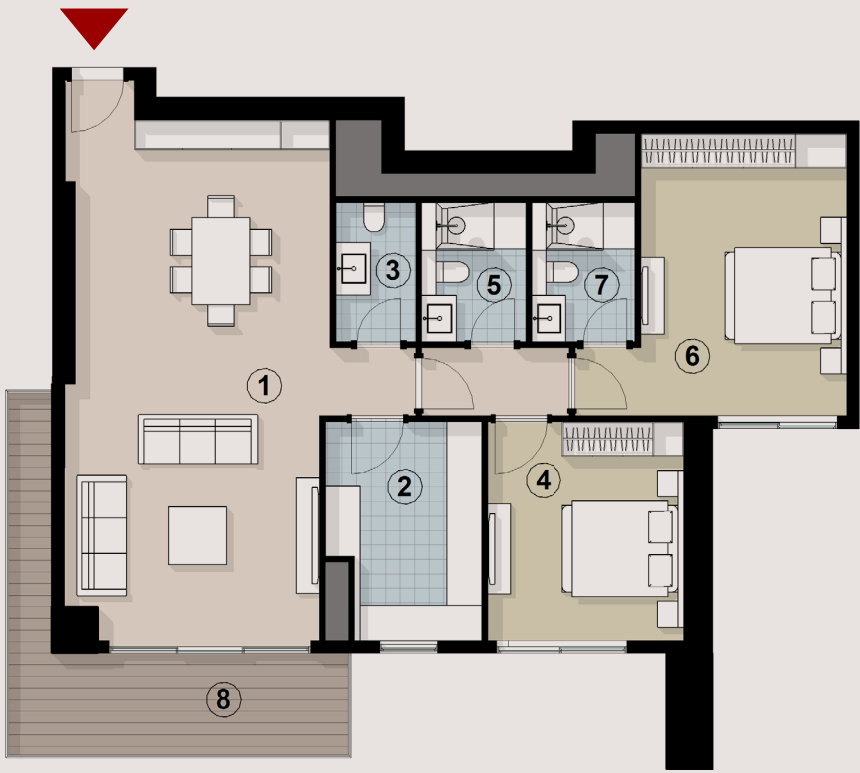
6th, 7th, 9th, 11th, 13th, 15th to 19th, 21st to 25th, 27th and 28th FLOOR

TOTAL AREA: 161 M²

INTERNAL AREA: 146 M²

TERRACE AREA: 15 M²

	Room	Dimensions
01	Living/Dining	8.95 x 4.55m
02	Kitchen	3.75 x 2.70m
03	Guest Toilet	2.40 x 1.35m
04	Bedroom	3.35 x 3.75m
05	Bathroom	2.40 x 1.80m
06	Master Bedroom	4.85 x 3.55m
07	Master Bathroom	2.40 x 1.80m
08	Terrace	5.85 x 1.80m



TOWER Y

2 BED - E2

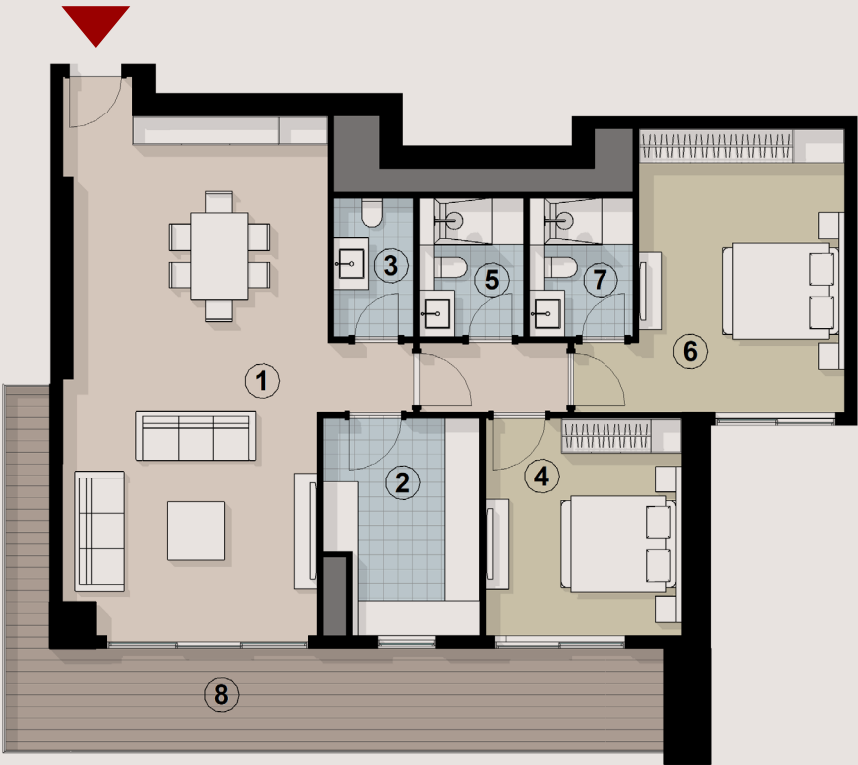
8th, 14th and 26th FLOOR

TOTAL AREA: 171 M²

INTERNAL AREA: 146 M²

TERRACE AREA: 25 M²

	Room	Dimensions
01	Living/Dining	8.95 x 4.55m
02	Kitchen	3.75 x 2.70m
03	Guest Toilet	2.40 x 1.35m
04	Bedroom	3.35 x 3.75m
05	Bathroom	2.40 x 1.80m
06	Master Bedroom	4.85 x 3.55m
07	Master Bathroom	2.40 x 1.80m
08	Terrace	11.40 x 1.80m



TOWER Y

3 BED - A1

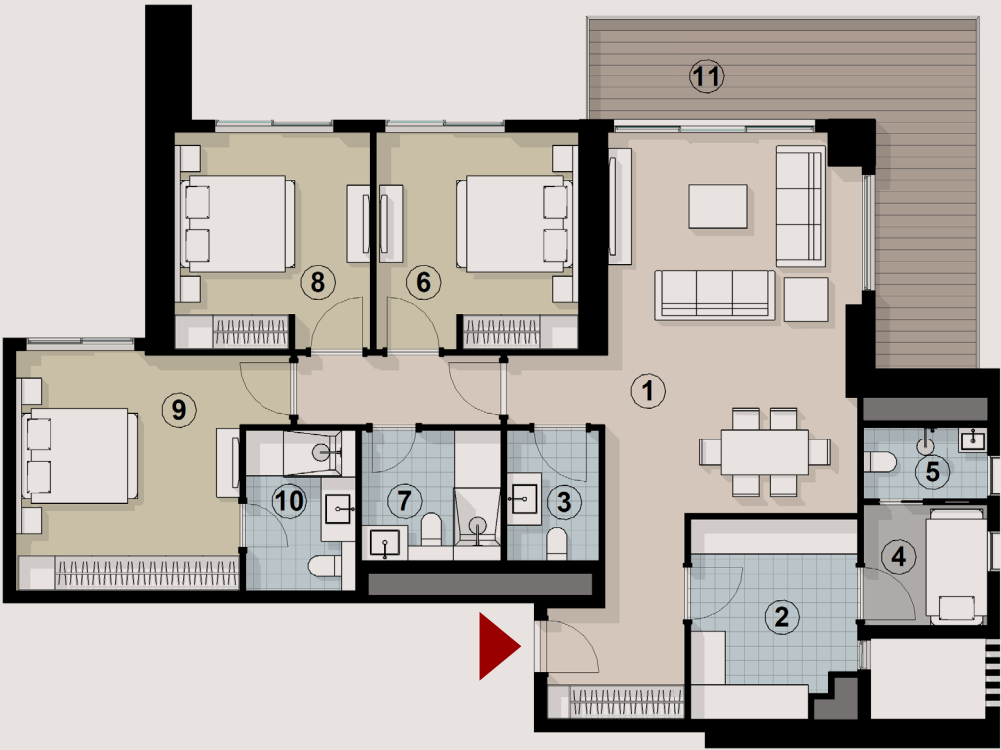
1st, 3rd to 7th, 9th to 13th, 15th to 19th and 21st to 25th FLOOR

TOTAL AREA: 195 M²

INTERNAL AREA: 175 M²

TERRACE AREA: 20 M²

	Room	Dimensions
01	Living/Dining	6.55 x 4.35m
02	Kitchen	3.40 x 2.85m
03	Guest Toilet	2.25 x 1.55m
04	Maid's Room	2.10 x 2.05m
05	Maid's Bathroom	2.10 x 1.25m
06	Bedroom 1	3.70 x 3.45m
07	Bathroom	2.40 x 2.25m
08	Bedroom 2	3.70 x 3.40m
09	Master Bedroom	4.15 x 3.85m
10	Master Bathroom	2.75 x 1.90m
11	Terrace	6.70 x 6.00m



TOWER Y

3 BED - A2

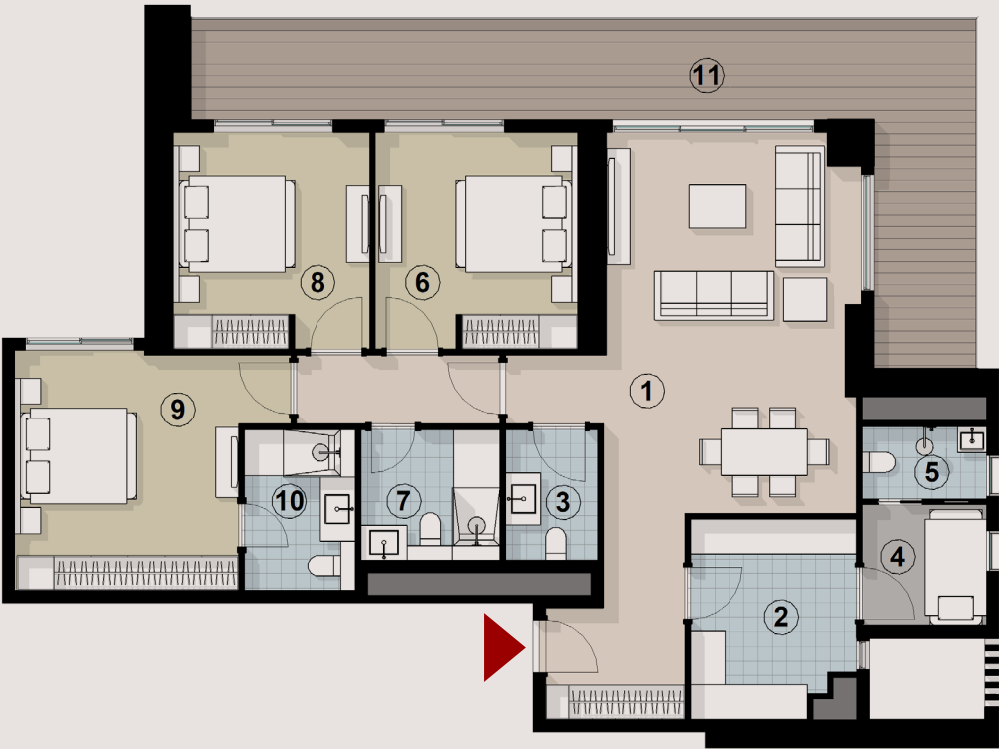
1st, 2nd, 8th, 14th, 20th and 26th FLOOR

TOTAL AREA: 208 M²

INTERNAL AREA: 175 M²

TERRACE AREA: 33 M²

	Room	Dimensions
01	Living/Dining	6.55 x 4.35m
02	Kitchen	3.40 x 2.85m
03	Guest Toilet	2.25 x 1.55m
04	Maid's Room	2.10 x 2.05m
05	Maid's Bathroom	2.10 x 1.25m
06	Bedroom 1	3.70 x 3.45m
07	Bathroom	2.40 x 2.25m
08	Bedroom 2	3.70 x 3.40m
09	Master Bedroom	4.15 x 3.85m
10	Master Bathroom	2.75 x 1.90m
11	Terrace	13.55 x 6.00m



TOWER Y

3 BED - B1

1st, 2nd, 8th, 14th and 20th FLOOR

TOTAL AREA: 187 M²

INTERNAL AREA: 167 M²

TERRACE AREA: 20 M²

	Room	Dimensions
01	Living/Dining	6.70 x 4.40m
02	Kitchen	3.65 x 2.50m
03	Guest Toilet	2.20 x 1.20m
04	Maid's Room	2.30 x 2.20m
05	Maid's Bathroom	1.80 x 1.35m
06	Bedroom 1	3.80 x 3.40m
07	Bathroom	2.60 x 2.20m
08	Bedroom 2	3.80 x 3.45m
09	Master Bedroom	4.15 x 3.45m
10	Master Bathroom	2.45 x 2.20m
11	Terrace	11.00 x 1.80m



TOWER Y

3 BED - B2

3rd to 7th, 9th to 13th, 15th to 19th and 21st to 24th FLOOR

TOTAL AREA: 176 M²

INTERNAL AREA: 167 M²

TERRACE AREA: 9 M²

	Room	Dimensions
01	Living/Dining	6.70 x 4.40m
02	Kitchen	3.65 x 2.50m
03	Guest Toilet	2.20 x 1.20m
04	Maid's Room	2.30 x 2.20m
05	Maid's Bathroom	1.80 x 1.35m
06	Bedroom 1	3.80 x 3.40m
07	Bathroom	2.60 x 2.20m
08	Bedroom 2	3.80 x 3.45m
09	Master Bedroom	4.15 x 3.45m
10	Master Bathroom	2.45 x 2.20m
11	Terrace	4.40 x 1.80m



TOWER Y

3 BED - C1

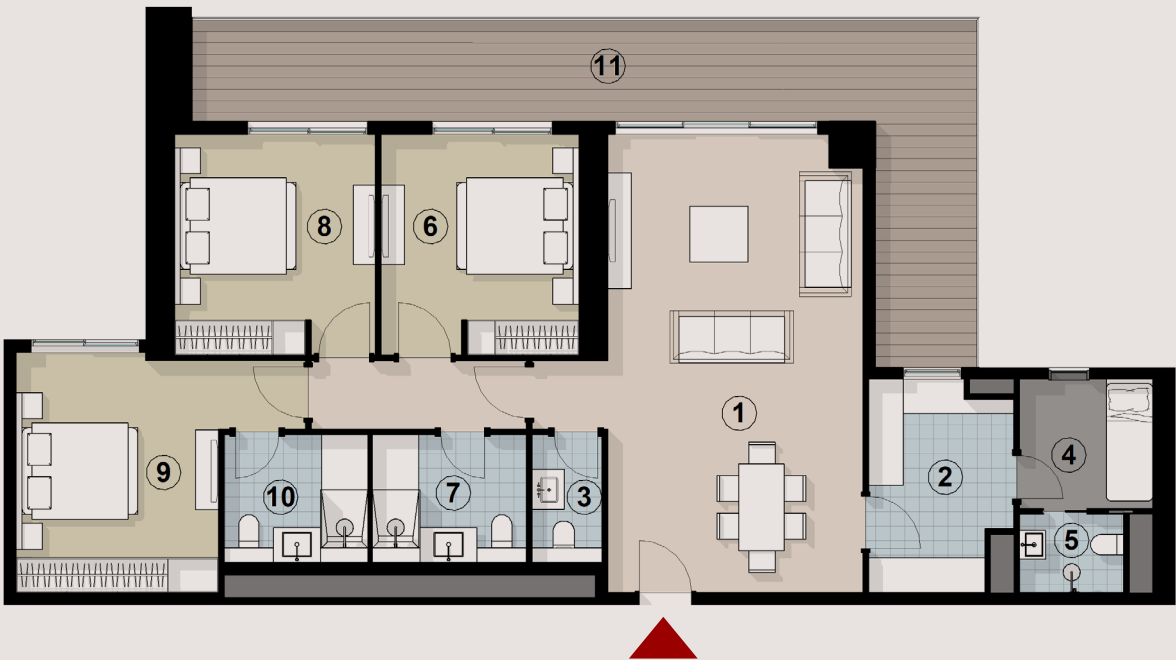
1st, 2nd, 8th, 14th, 20th and 26th FLOOR

TOTAL AREA: 204 M²

INTERNAL AREA: 171 M²

TERRACE AREA: 33 M²

	Room	Dimensions
01	Living/Dining	7.90 x 4.40m
02	Kitchen	3.65 x 2.50m
03	Guest Toilet	2.20 x 1.20m
04	Maid's Room	2.30 x 2.20m
05	Maid's Bathroom	1.80 x 1.35m
06	Bedroom 1	3.80 x 3.40m
07	Bathroom	2.60 x 2.20m
08	Bedroom 2	3.80 x 3.45m
09	Master Bedroom	4.15 x 3.45m
10	Master Bathroom	2.45 x 2.20m
11	Terrace	13.55 x 6.00m



TOWER Y

3 BED - C2

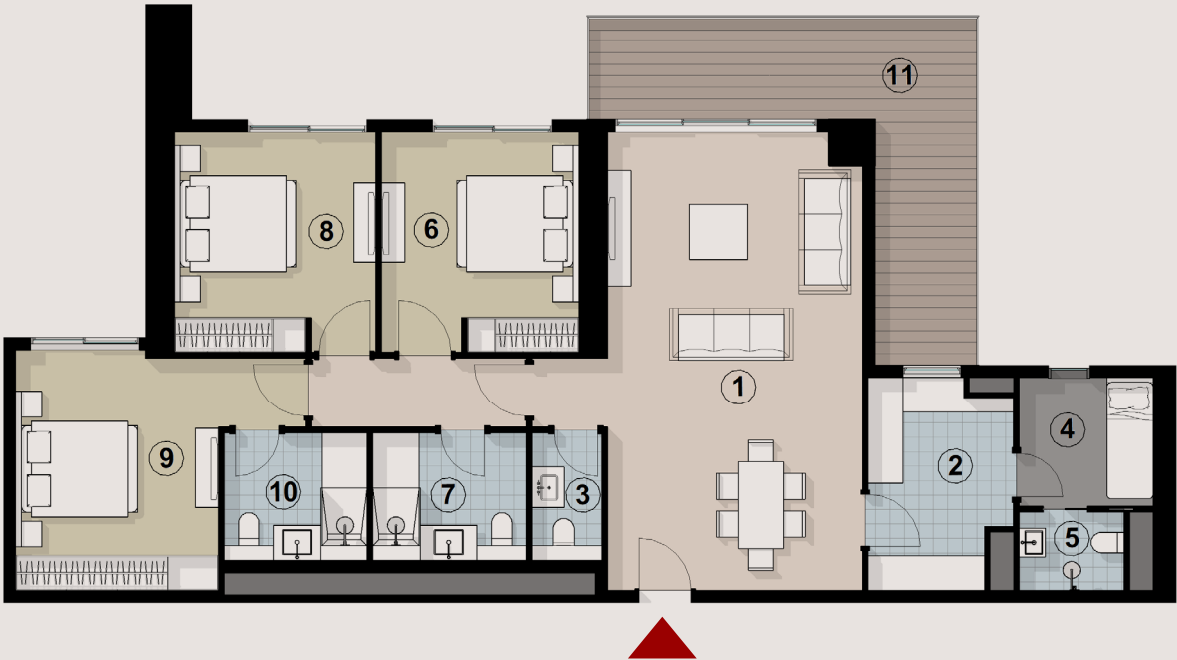
3rd to 7th, 9th to 13th, 15th to 19th, 21st to 25th and 27th to 29th FLOOR

TOTAL AREA: 191 M²

INTERNAL AREA: 171 M²

TERRACE AREA: 20 M²

	Room	Dimensions
01	Living/Dining	7.90 x 4.40m
02	Kitchen	3.65 x 2.50m
03	Guest Toilet	2.20 x 1.20m
04	Maid's Room	2.30 x 2.20m
05	Maid's Bathroom	1.80 x 1.35m
06	Bedroom 1	3.80 x 3.40m
07	Bathroom	2.60 x 2.20m
08	Bedroom 2	3.80 x 3.45m
09	Master Bedroom	4.15 x 3.45m
10	Master Bathroom	2.45 x 2.20m
11	Terrace	6.70 x 6.00m



TOWER Y

4 BED - A1

27th FLOOR

TOTAL AREA: 311 M²

INTERNAL AREA: 255 M²

TERRACE AREA: 56 M²

	Room	Dimensions
01	Living/Dining	7.65 x 6.80m
02	Kitchen	5.00 x 2.80m
03	Guest Toilet	2.25 x 1.20m
04	Maid's Room	2.10 x 1.90m
05	Maid's Bathroom	2.40 x 1.20m
06	Master Bedroom	4.40 x 3.70m
07	Master Bathroom	2.40 x 2.00m
08	Dressing Room	1.95 x 3.45m
09	Bedroom 1	3.70 x 3.45m
10	Bathroom	2.40 x 2.25m
11	Bedroom 2	3.70 x 3.40m
12	Bedroom 3	4.15 x 3.90m
13	Ensuite 3	2.75 x 1.85m
14	Terrace 1	4.85 x 3.70m
15	Terrace 2	6.25 x 5.90m
16	Terrace 3	6.80 x 6.05m



TOWER Y

4 BED - A2

28th and 29th FLOOR

TOTAL AREA: 308 M²

INTERNAL AREA: 255 M²

TERRACE AREA: 53 M²

	Room	Dimensions
01	Living/Dining	7.65 x 6.80m
02	Kitchen	5.00 x 2.80m
03	Guest Toilet	2.25 x 1.20m
04	Maid's Room	2.10 x 1.90m
05	Maid's Bathroom	2.40 x 1.20m
06	Master Bedroom	4.40 x 3.70m
07	Master Bathroom	2.40 x 2.00m
08	Dressing Room	1.95 x 3.45m
09	Bedroom 1	3.70 x 3.45m
10	Bathroom	2.40 x 2.25m
11	Bedroom 2	3.70 x 3.40m
12	Bedroom 3	4.15 x 3.90m
13	Ensuite 3	2.75 x 1.85m
14	Terrace 1	6.65 x 3.55m
15	Terrace 2	6.25 x 5.90m
16	Terrace 3	6.80 x 6.05m



Ready to spark
your happiness?
// Get in touch.

CALL CENTER | 15003

WEBSITE | ora-egypt.com

EMAIL | info@oradevelopers.com

SALES OFFICE | EL SHEIKH ZAYED

Zayed Central Park, Gate 3

WHITE BY THE WATERWAY

Building B12 - Second Floor

NILE CITY TOWERS

2005 c Nile City Towers, North Tower,
13th Floor, Corniche El Nile

- All landscaping elements and interior/exterior furniture are shown for illustrative purposes only and are not legally binding. They are also subject for modification based on construction requirements and authorities regulations.
- Architectural plans and perspectives might be modified according to the final design and authorities regulations.
- Internal dimensions are linked to the structural elements and include plaster and wall finishes thickness.
- Sold units do not include any of the shown interior/ exterior furniture, pools, trees or greenery.

by **OGA**

With our attention to detail and keen designs, we create more than luxury living designs, we craft a lifestyle filled with awe moments and self-fulfillment. A life not lived to the fullest is not a life lived. Our designs have helped to embrace the natural beautiful environments across Egypt to fill every corner with everlasting memories of happiness, excitement, and the best that life has to offer.

